



## ASSET BACKED ARBITRAGED SECURITIES (PROPRIETARY) LIMITED

(Incorporated with limited liability under Registration Number 2002/019991/07 in the Republic of South Africa)

**ABACAS Global Corporate Series (Series 2)**

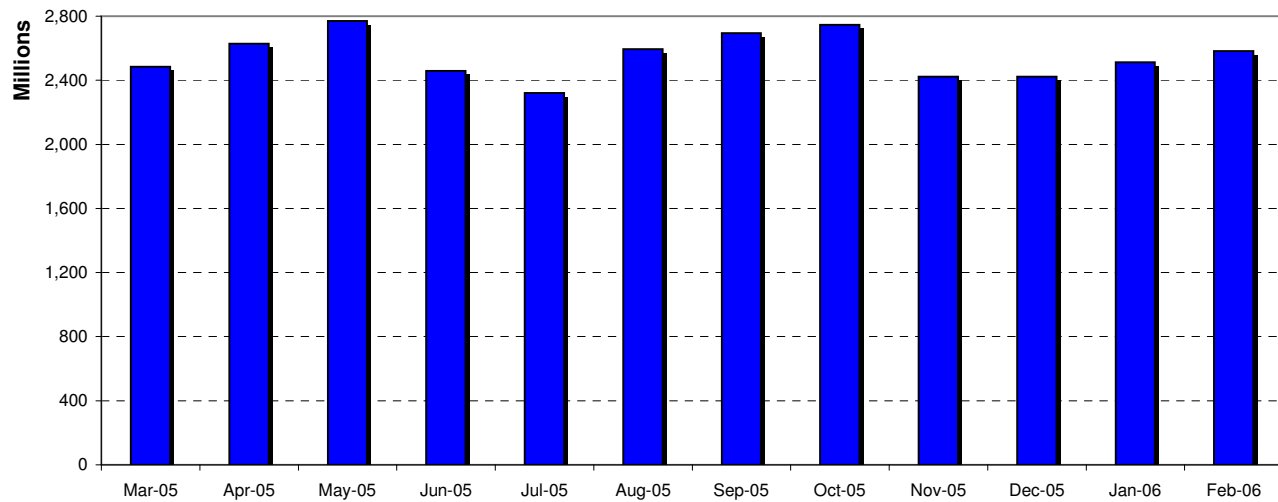
**28 February 2006**

### Commercial Paper Outstanding

Stock Code	Certificate Number	Fitch Rating	Issue Date	Maturity Date	Days to Maturity	Issue Price	Face Value	Weighting
ABB64	S2 / CP00064	F1+.zaf	1-Dec-2005	1-Mar-2006	1	473,000,000.00	481,414,000.00	18.64%
ABB65	S2 / CP00065	F1+.zaf	15-Dec-2005	15-Mar-2006	15	200,000,000.00	203,534,000.00	7.88%
ABB66	S2 / CP00066	F1+.zaf	27-Dec-2005	27-Mar-2006	27	222,000,000.00	225,873,000.00	8.74%
ABB68	S2 / CP00068	F1+.zaf	16-Jan-2006	18-Apr-2006	49	200,000,000.00	203,557,000.00	7.88%
ABB69	S2 / CP00069	F1+.zaf	18-Jan-2006	5-May-2006	66	186,432,700.94	190,302,000.00	7.37%
ABB70	S2 / CP00070	F1+.zaf	24-Jan-2006	24-Apr-2006	55	50,000,000.00	50,872,000.00	1.97%
ABB71	S2 / CP00071	F1+.zaf	30-Jan-2006	2-May-2006	63	200,000,000.00	203,567,000.00	7.88%
ABB72	S2 / CP00072	F1+.zaf	1-Feb-2006	5-May-2006	66	168,138,009.22	171,174,000.00	6.63%
ABB73	S2 / CP00073	F1+.zaf	17-Feb-2006	17-May-2006	78	150,000,000.00	152,608,000.00	5.91%
ABB74	S2 / CP00074	F1+.zaf	17-Feb-2006	5-May-2006	66	73,484,386.89	74,583,000.00	2.89%
ABB75	S2 / CP00075	F1+.zaf	24-Feb-2006	24-May-2006	85	440,000,000.00	447,627,000.00	17.33%
ABB76	S2 / CP00076	F1+.zaf	28-Feb-2006	29-May-2006	90	175,000,000.00	178,078,000.00	6.89%

<b>Total CP Outstanding</b>	<b>50.3 days</b>	<b>2,538,055,097</b>	<b>2,583,189,000</b>	<b>100.00%</b>
-----------------------------	------------------	----------------------	----------------------	----------------

### Face Value of Outstanding CP

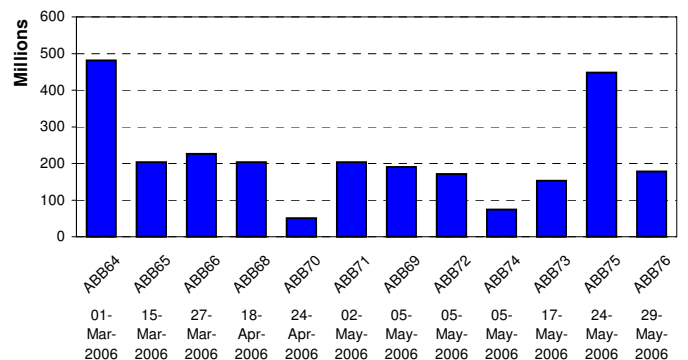


### Upcoming CP Maturities

Code	Maturity Date	Face Value	Days to Maturity
ABB64	1-Mar-2006	481,414,000	1
ABB65	15-Mar-2006	203,534,000	15
ABB66	27-Mar-2006	225,873,000	27
ABB68	18-Apr-2006	203,557,000	49
ABB69	5-May-2006	190,302,000	66
ABB70	24-Apr-2006	50,872,000	55
ABB71	2-May-2006	203,567,000	63
ABB72	5-May-2006	171,174,000	66
ABB73	17-May-2006	152,608,000	78
ABB74	5-May-2006	74,583,000	66
ABB75	24-May-2006	447,627,000	85
ABB76	29-May-2006	178,078,000	90

**Weighted Average Tenure of Outstanding CP**     2,583,189,000     50.3 days

**ABACAS Series 2 Roll Dates**





## ASSET BACKED ARBITRAGED SECURITIES (PROPRIETARY) LIMITED

(Incorporated with limited liability under Registration Number 2002/019991/07 in the Republic of South Africa)

**ABACAS Global Corporate Series (Series 2)**

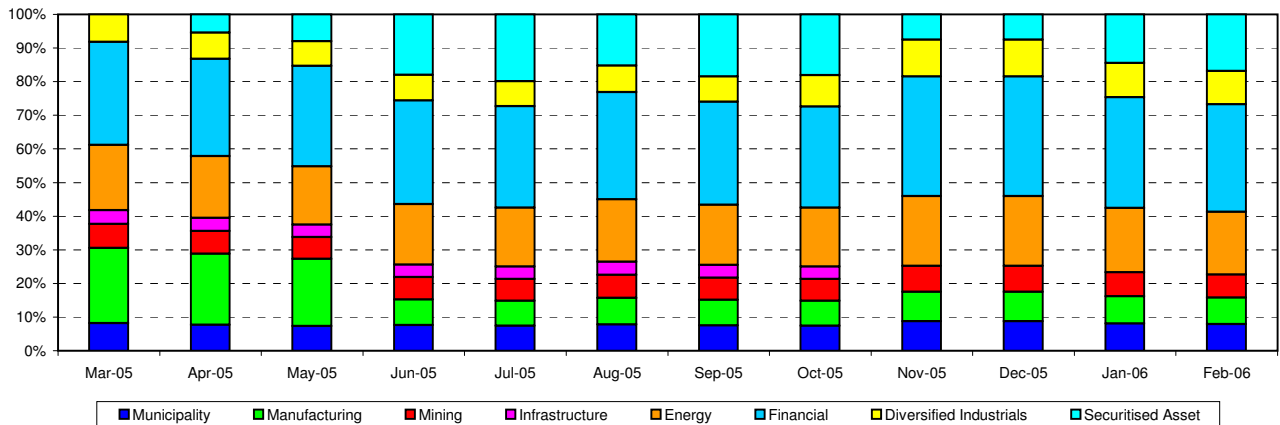
**28 February 2006**

### Underlying Assets

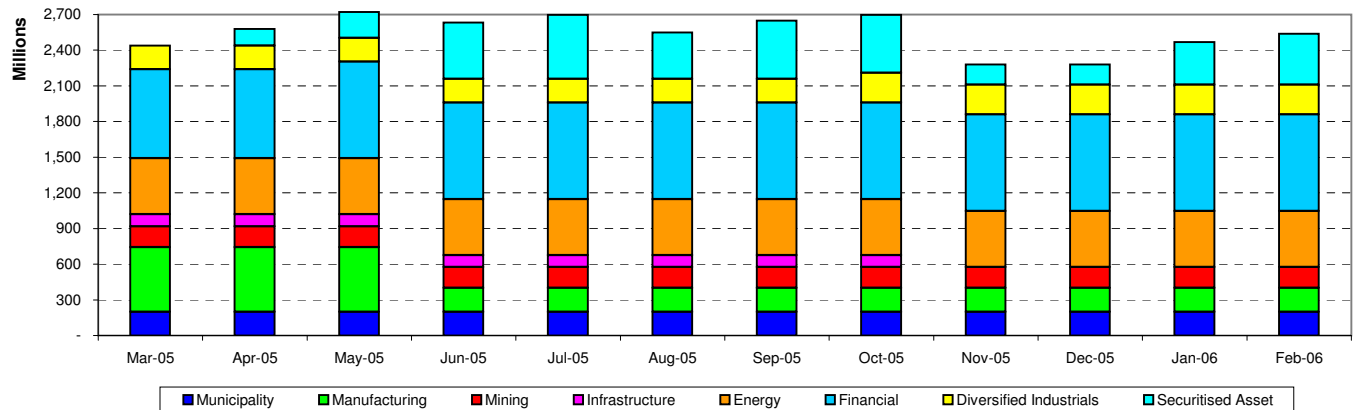
Code	Asset	Issue	WAL Maturity	WAL	Benchmark	Rating	Nominal Value	Weighting
AB03	Absa	26-Mar-2004	26-Mar-2010	4.07	R153	AAA(zaf)	50,000,000	1.97%
AB04	Absa	26-Mar-2004	26-Mar-2010	4.07	3M Jibar	AAA(zaf)	172,000,000	6.78%
AG01	AngloGold	21-Aug-2003	28-Aug-2008	2.50	R194	F1+.zaf rating confirmed	175,000,000	6.90%
BAW1	Barloworld	29-Jul-2004	29-Jul-2011	5.42	R157	AA-(zaf)	200,000,000	7.88%
COJ2	City of Jo'burg	30-Jun-2004	15-Mar-2014	8.05	R153	AA-(zaf)	200,000,000	7.88%
CPN1	Corporate PN *	15-Sep-2004	30-Sep-2006	0.59	3M Jibar	F1+.zaf rating confirmed	200,000,000	7.88%
Imperial PN1	Imperial PN 1	24-Oct-2005	24-Oct-2008	2.65	3M Jibar	F1+.zaf rating confirmed	50,000,000	1.97%
SBK5	Standard Bank	17-Nov-2004	17-Nov-2011	5.72	R153	F1+.zaf rating confirmed	150,000,000	5.91%
SBK7	Standard Bank	24-May-2005	25-May-2015	9.24	R157	F1+.zaf rating confirmed	65,000,000	2.56%
SBS1	Standard Bank	24-Nov-2004	24-May-2010	4.24	R153	F1+.zaf rating confirmed	375,000,000	14.78%
SFL2	Sasol	01-Sep-2003	01-Sep-2007	1.51	R194	F1+.zaf rating confirmed	473,000,000	18.64%
SHL010a	Sanlam Home Loans 102 CP	18-Jan-2005	03-May-2006	0.18	3M Jibar	F1+(zaf)	186,432,701	7.35%
SHL011a	Sanlam Home Loans 102 CP	01-Feb-2006	03-May-2006	0.18	3M Jibar	F1+(zaf)	168,138,009	6.62%
SHL012a	Sanlam Home Loans 102 CP	17-Feb-2006	03-May-2006	0.18	3M Jibar	F1+(zaf)	73,484,387	2.90%
<b>Total Assets in Portfolio</b>				<b>3.20 years</b>			<b>2,538,055,097</b>	<b>100.00%</b>

\* ABACAS is bound under a confidentiality agreement not to disclose the name of this manufacturing sector corporate.

### Asset Pool Composition



### Asset Growth





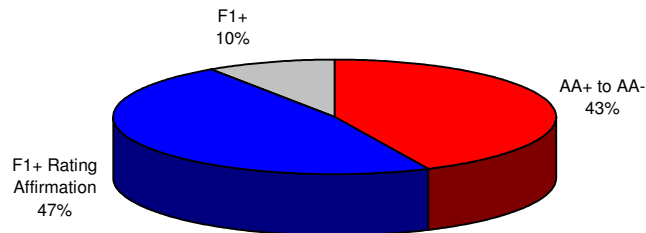
## ASSET BACKED ARBITRAGED SECURITIES (PROPRIETARY) LIMITED

(Incorporated with limited liability under Registration Number 2002/019991/07 in the Republic of South Africa)

ABACAS Global Corporate Series (Series 2)

28 February 2006

### Credit Concentration of Assets



AAA	0.00%
AA+ to AA-	43.14%
F1+ Rating Affirmation	47.34%
F1+	9.52%
A+ to A-	0.00%
BBB+ to BBB-	0.00%
BB+ or worse	0.00%
Unrated	0.00%

### Other

#### Liquidity Facility Provider

Name	ACMB	
Rating	F1+	
Available Facility	2,583	(ZAR Million)
Drawn amount	0.00	(ZAR Million)

#### Hedge Counterparty

Name	ACMB
Rating	F1+

#### Credit Enhancement Facility Provider

Name	ACMB
Rating	F1+
Available Facility	0 (ZAR Million)
Drawn amount	0.00 (ZAR Million)

### Contact Details

#### Conduit Manager

Luyolo Poswa  
Tel: 011 350 8390  
E-mail: luyolop@absa.co.za

#### Consultant: Securitisation

Werner Nel  
Tel: 011 350 2792  
E-mail: wernern@absa.co.za

#### Technical Manager

Zenelle Stofberg  
Tel: 011 350 2671  
E-mail: zenelles@absa.co.za

#### Transaction Manager

Kuveshen Chetty  
Tel: 011 350 8581  
E-mail: kuveshenc@absa.co.za

#### Dealers

Correy Jansen van Vuuren  
Tel: 011 350 2349  
E-mail: correyv@absa.co.za

Nita Meintjies  
Tel: 011 350 2349  
E-mail: nitam@absa.co.za

Esther Bekker  
Tel: 011 350 2349  
E-mail: estherb@absa.co.za

Rob Moody  
Tel: 011 350 2364  
E-mail: robm@absa.co.za

### Disclaimer: Copyright 2006. Publisher: Absa Bank Limited. All rights reserved.

The information in this document is derived from sources which are regarded as accurate and reliable and Absa Bank Limited ("Absa") does not guarantee the accuracy and/or completeness of said information. No responsibility for any error, omission or loss sustained by any person acting or refraining from acting as a result of this document is accepted by Absa and/or the author/s of the material. Past performance is not an indication of future performance and future returns are not guaranteed. It is recommended that independent detailed advice (i.e. tax, accounting, legal and financial advice) be obtained in each case prior to placing any reliance or acting on the information contained in this document.

This report has been prepared for general communication and information purposes only and may not be construed as an offer to buy or sell or a solicitation of an offer to buy or sell any financial instruments referred to herein, or to participate in any particular trading strategy in any jurisdiction in relation to such financial instruments. Any additional information regarding any financial instruments and/or financial products reviewed in this report is available upon request. Any unauthorised use or disclosure of this report is prohibited. Absa and/or its subsidiaries and/or affiliates may act as bankers, arrangers and/or advisors to issuers and/or market makers in financial instruments issued by such issuers as listed in this publication.

#### Manager certification:

The author/s as listed in this publication certifies that no part of its/their compensation was, is or will be, either directly or indirectly, related to the information expressed in this document.