



ASSET BACKED ARBITRAGED SECURITIES (PROPRIETARY) LIMITED

(Incorporated with limited liability under Registration Number 2002/019991/07 in the Republic of South Africa)

ABACAS Premier Series (Series 1)

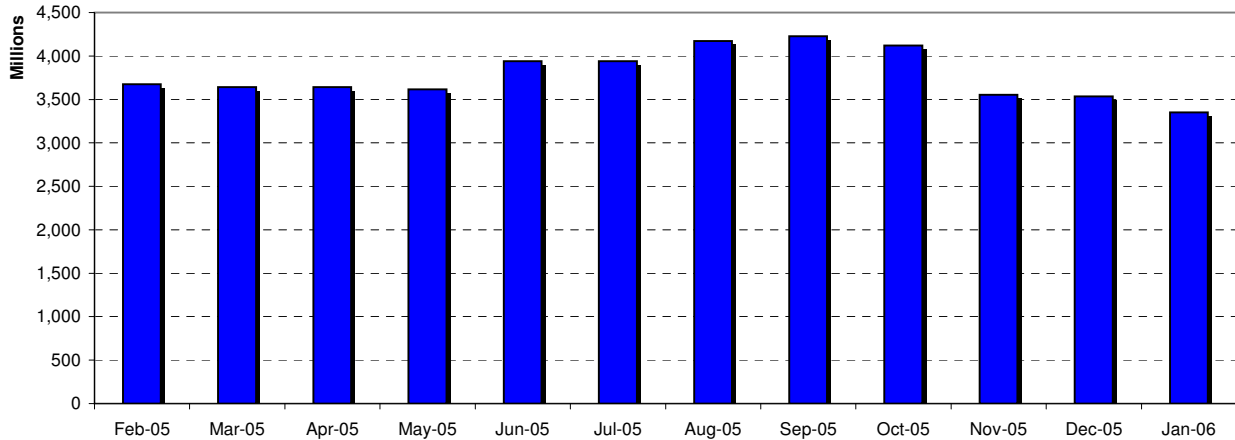
31 January 2006

Commercial Paper Outstanding

Stock Code	Certificate Number	Fitch Rating	Issue Date	Maturity Date	Days to Maturity	Issue Price	Face Value	Weighting
ABA97	S1 / CP00097	F1+.zaf	15-Nov-2005	15-Feb-2006	15	799,000,000	813,682,000	24.28%
ABA98	S1 / CP00098	F1+.zaf	21-Nov-2005	21-Feb-2006	21	722,963,000	736,266,000	21.97%
ABA99	S1 / CP00099	F1+.zaf	25-Nov-2005	27-Feb-2006	27	339,000,000	345,320,000	10.30%
ABA100	S1 / CP00100	F1+.zaf	28-Nov-2005	28-Feb-2006	28	28,300,000	28,817,000	0.86%
ABA101	S1 / CP00101	F1+.zaf	28-Nov-2005	28-Feb-2006	28	132,000,000	133,675,000	3.99%
ABA102	S1 / CP00102	F1+.zaf	2-Dec-2005	2-Mar-2006	30	400,000,000	407,116,000	12.15%
ABA103	S1 / CP00103	F1+.zaf	15-Dec-2005	15-Mar-2006	43	93,995,000	95,640,000	2.85%
ABA104	S1 / CP00104	F1+.zaf	3-Jan-2006	3-Apr-2006	62	120,000,000	122,094,000	3.64%
ABA105	S1 / CP00105	F1+.zaf	3-Jan-2006	31-Mar-2006	59	77,480,000	78,787,000	2.35%
ABA106	S1 / CP00106	F1+.zaf	19-Jan-2006	19-Apr-2006	78	100,000,000	101,742,000	3.04%
ABA107	S1 / CP00107	F1+.zaf	23-Jan-2006	24-Apr-2006	83	230,000,000	234,068,000	6.98%
ABA108	S1 / CP00108	F1+.zaf	25-Jan-2006	25-Apr-2006	84	250,000,000	254,362,000	7.59%

Total CP Outstanding	35.5 days	3,292,738,000	3,351,569,000	100.00%
-----------------------------	------------------	----------------------	----------------------	----------------

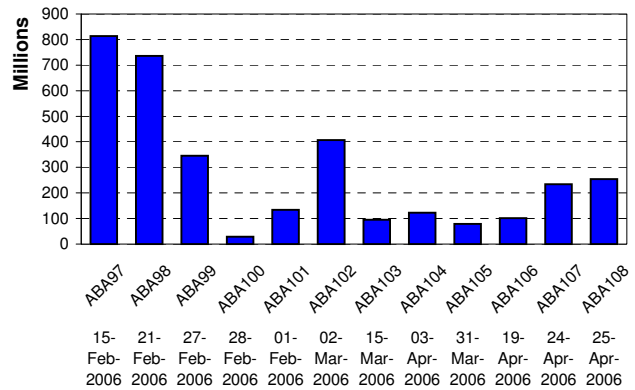
Face Value of Outstanding CP



Upcoming CP Maturities

Code	Maturity Date	Face Value	Days to Maturity
ABA97	15-Feb-2006	813,682,000	15
ABA98	21-Feb-2006	736,266,000	21
ABA99	27-Feb-2006	345,320,000	27
ABA100	28-Feb-2006	28,817,000	28
ABA101	28-Feb-2006	133,675,000	28
ABA102	2-Mar-2006	407,116,000	30
ABA103	15-Mar-2006	95,640,000	43
ABA104	3-Apr-2006	122,094,000	62
ABA105	31-Mar-2006	78,787,000	59
ABA106	19-Apr-2006	101,742,000	78
ABA107	24-Apr-2006	234,068,000	83
ABA108	25-Apr-2006	254,362,000	84

ABACAS Series 1 Roll Dates



Weighted Average Tenure of Outstanding CP **35.5 days**

3,351,569,000



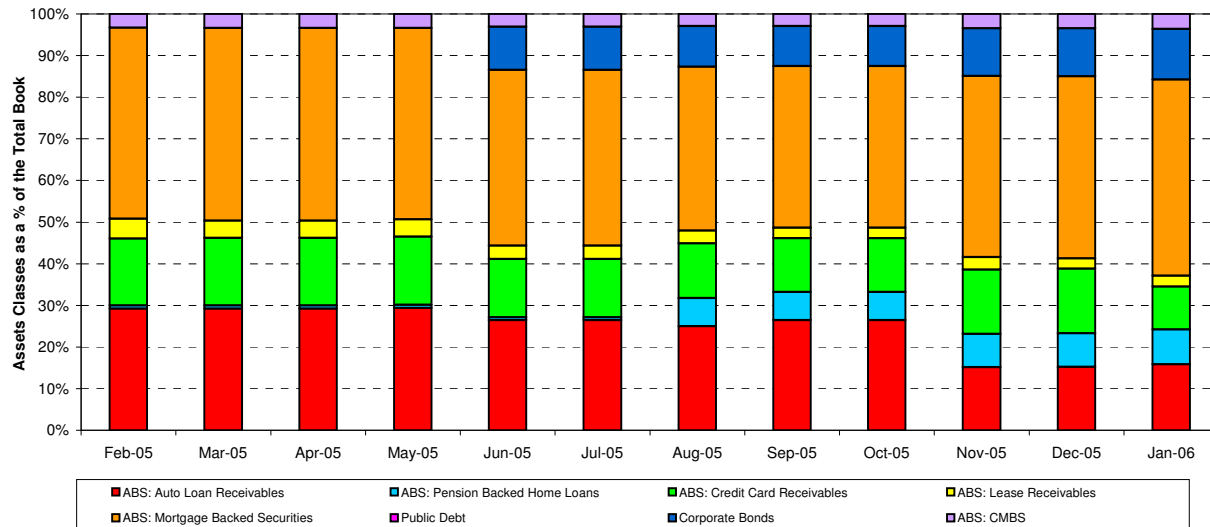
ASSET BACKED ARBITRAGED SECURITIES (PROPRIETARY) LIMITED

(Incorporated with limited liability under Registration Number 2002/019991/07 in the Republic of South Africa)

ABACAS Premier Series (Series 1)

31 January 2006

Underlying Assets								
Code	Asset	Issue	WAL Maturity	WAL	Benchmark	Rating	Nominal Value	Weighting
FIN1A	Fintech	19-Nov-2002	21-Jul-2006	0.47	3M Jibar	Aaa.za	86,995,229	2.64%
ABS: Residential Mortgage Backed Securities								
PRV2A1	Private Mortgages	20-Nov-2003	15-Nov-2007	1.79	3M Jibar	Aaa.za	462,000,000	14.03%
PRIV1A	Private Mortgages	12-Dec-2002	15-Dec-2006	0.87	3M Jibar	Aaa.za	7,000,000	0.21%
THE2A	Thekwini 2	21-Nov-2002	04-Apr-2007	1.17	3M Jibar	Aaa.za	122,962,688	3.73%
THE4A	Thekwini 4	11-Jun-2004	22-Sep-2008	2.64	3M Jibar	Aaa.za	200,000,000	6.07%
THE5A	Thekwini 5	21-Feb-2005	19-May-2009	3.30	3M Jibar	Aaa.za	400,000,000	12.15%
SHLA2	Sanlam Home Loans 103	01-Nov-2005	22-Oct-2010	4.73	3M Jibar	AAA(zaf)	169,000,000	5.13%
SHLA3	Sanlam Home Loans 103	01-Nov-2005	22-Oct-2010	4.73	3M Jibar	AAA(zaf)	36,000,000	1.09%
SHLB1	Sanlam Home Loans 103	01-Nov-2005	22-Oct-2008	2.73	3M Jibar	AA(zaf)	11,000,000	0.33%
SHLB2	Sanlam Home Loans 103	01-Nov-2005	22-Oct-2010	4.73	3M Jibar	AA(zaf)	14,000,000	0.43%
ABS: Commercial Mortgage Backed Securities								
PRP1A2	PROPS A1	02-Nov-2004	01-Oct-2007	1.67	3M Jibar	AAA(zaf)	90,000,000	2.73%
PRP1B2	PROPS B2	02-Nov-2004	01-Oct-2009	3.67	3M Jibar	AA(zaf)	30,000,000	0.91%
GPT1A1	Growthpoint	28-Nov-2005	02-Aug-2010	4.50	3M Jibar	Aaa.za	132,000,000	4.01%
ABS: Credit Card Receivables								
BAG2A1	Account On Us	25-Feb-2005	25-Feb-2008	2.07	3M Jibar	Aaa.za	224,000,000	6.80%
BAG3A1	Account On Us	25-Feb-2005	25-Feb-2009	3.07	3M Jibar	Aaa.za	40,000,000	1.21%
BAG4A1	Account On Us	25-Feb-2005	25-Feb-2010	4.07	3M Jibar	Aaa.za	75,000,000	2.28%
ABS: Auto Loan Receivables								
AUTO4	Auto Loans 1A4	28-Aug-2003	02-Oct-2006	0.67	3M Jibar	Aaa.za	27,000,000	0.82%
AUTO23	Auto Loans IIA3	03-Dec-2003	31-Mar-2006	0.16	3M Jibar	Aaa.za	1,480,000	0.04%
AUTO24	Auto Loans IIA4	03-Dec-2003	28-Mar-2007	1.15	3M Jibar	Aaa.za	49,000,000	1.49%
CAR1A1	Cars 1	03-Nov-2003	26-Apr-2006	0.23	3M Jibar	Aaa.za	337,000,000	10.23%
VAF1A3	Accelerator Fund 1	15-Sep-2005	19-Jul-2009	3.47	3M Jibar	Aaa.za	100,000,000	3.04%
ABS: Provident Backed Home Loans								
NBC1A	NBC Future Guard 1A	02-Aug-2004	28-May-2007	1.32	3M Jibar	AAA(zaf)	28,300,000	0.86%
HFS1A1	HomePlan Financial Solutions	01-Aug-2005	25-Jul-2010	4.48	3M Jibar	AAA(zaf)	250,000,000	7.59%
Floating Rate Notes								
DCF02	Daimler Chrysler	02-Jun-2005	04-Dec-2006	0.84	3M Jibar	AA+(zaf)	400,000,000	12.15%
Total Assets in Portfolio				2.33 years			3,292,737,917	100.00%





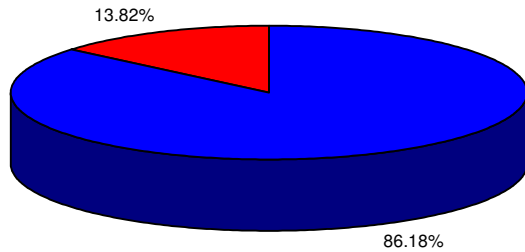
ASSET BACKED ARBITRAGED SECURITIES (PROPRIETARY) LIMITED

(Incorporated with limited liability under Registration Number 2002/019991/07 in the Republic of South Africa)

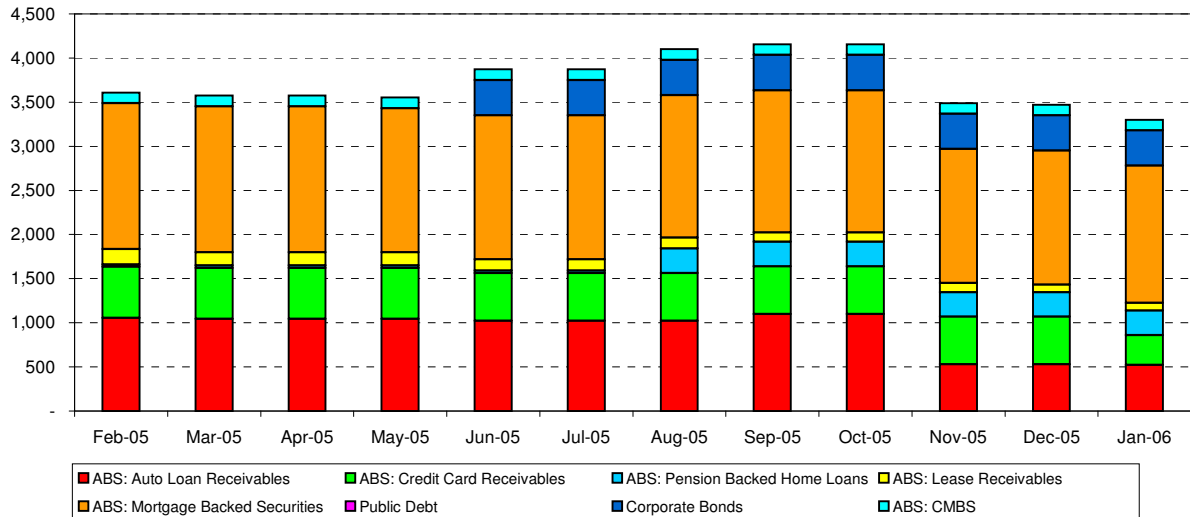
ABACAS Premier Series (Series 1)

31 January 2006

Credit Concentration of Assets



AAA	86.18%
AA+ to AA-	13.82%
F1+ Rating Affirmation	0.00%
A+ to A-	0.00%
BBB+ to BBB-	0.00%
BB+ or lower	0.00%
Unrated	0.00%



Liquidity Facility Provider

Name	ACMB
Rating	F1+
Available Facility	3,352 (ZAR Million)
Drawn amount	0.00 (ZAR Million)

Hedge Counterparty

Name	ACMB
Rating	F1+

Contact Details

Conduit Manager

Luyolo Poswa
Tel: 011 350 8390
E-mail: luyolop@absa.co.za

Consultant: Securitisation

Werner Nel
Tel: 011 350 2792
E-mail: wernern@absa.co.za

Technical Manager

Zenelle Stofberg
Tel: 011 350 2671
E-mail: zenelles@absa.co.za

Transaction Manager

Kuveshen Chetty
Tel: 011 350 8581
E-mail: kuveshenc@absa.co.za

Dealers

Correy Jansen van Vuuren
Tel: 011 350 2349
E-mail: correyv@absa.co.za

Nita Meintjies
Tel: 011 350 2349
E-mail: nitam@absa.co.za

Esther Bekker
Tel: 011 350 2349
E-mail: estherb@absa.co.za

Rob Moody
Tel: 011 350 2364
E-mail: robm@absa.co.za

Disclaimer: Copyright 2006. Publisher: Absa Bank Limited. All rights reserved.

The information in this document is derived from sources which are regarded as accurate and reliable and Absa Bank Limited ("Absa") does not guarantee the accuracy and/or completeness of said information. No responsibility for any error, omission or loss sustained by any person acting or refraining from acting as a result of this document is accepted by Absa and/or the author/s of the material. Past performance is not an indication of future performance and future returns are not guaranteed. It is recommended that independent detailed advice (i.e. tax, accounting, legal and financial advice) be obtained in each case prior to placing any reliance or acting on the information contained in this document.

This report has been prepared for general communication and information purposes only and may not be construed as an offer to buy or sell or a solicitation of an offer to buy or sell any financial instruments referred to herein, or to participate in any particular trading strategy in any jurisdiction in relation to such financial instruments. Any additional information regarding any financial instruments and/or financial products reviewed in this report is available upon request. Any unauthorised use or disclosure of this report is prohibited. Absa and/or its subsidiaries and/or affiliates may act as bankers, arrangers and/or advisors to issuers and/or market makers in financial instruments issued by such issuers as listed in this publication.

Manager certification:

The author/s as listed in this publication certifies that no part of its/their compensation was, is or will be, either directly or indirectly, related to the information expressed in this document.