



ASSET BACKED ARBITRAGED SECURITIES (PROPRIETARY) LIMITED

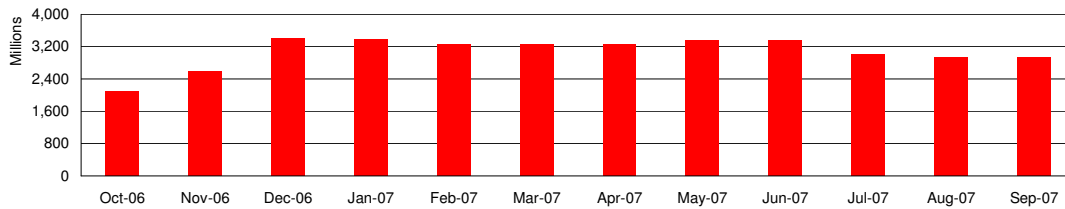
(Incorporated with limited liability under Registration Number 2002/019991/07 in the Republic of South Africa)

ABACAS Horizon Series (Series 4)

30 September 2007

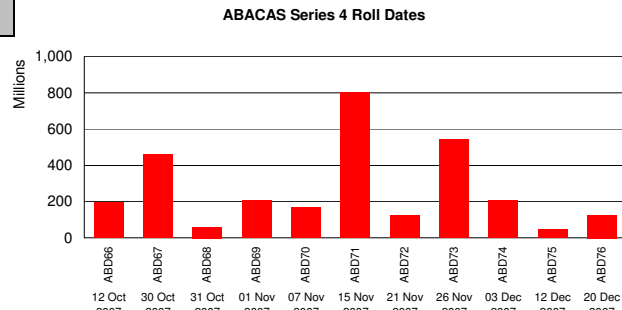
Debt Instruments Outstanding								
Stock Code	Certificate Number	Moody's	Issue Date	Maturity Date	Days to Maturity	Issue Price	Face Value	Weighting
ABD66	S4 / CP00066	P-1.za	12-Jul-2007	12-Oct-2007	12	191,000,000	195,791,000	6.69%
ABD67	S4 / CP00067	P-1.za	30-Jul-2007	30-Oct-2007	30	449,000,000	460,318,000	15.72%
ABD68	S4 / CP00068	P-1.za	31-Jul-2007	31-Oct-2007	31	57,900,000	59,365,000	2.03%
ABD69	S4 / CP00069	P-1.za	1-Aug-2007	1-Nov-2007	32	200,000,000	205,087,000	7.00%
ABD70	S4 / CP00070	P-1.za	7-Aug-2007	7-Nov-2007	38	161,950,000	166,061,000	5.67%
ABD71	S4 / CP00071	P-1.za	15-Aug-2007	15-Nov-2007	46	780,227,189	800,401,000	27.34%
ABD72	S4 / CP00072	P-1.za	21-Aug-2007	21-Nov-2007	52	119,864,625	122,975,000	4.20%
ABD73	S4 / CP00073	P-1.za	24-Aug-2007	26-Nov-2007	57	528,000,000	542,074,000	18.51%
ABD74	S4 / CP00074	P-1.za	3-Sep-2007	3-Dec-2007	64	200,000,000	205,145,000	7.01%
ABD75	S4 / CP00075	P-1.za	12-Sep-2007	12-Dec-2007	73	43,400,000	44,517,000	1.52%
ABD76	S4 / CP00076	P-1.za	20-Sep-2007	20-Dec-2007	81	123,000,000	126,182,000	4.31%
Total Debt Instrument Outstanding					44.94 days	2,854,341,814	2,927,916,000	100.00%

Face Value of Outstanding Debt Instruments



Upcoming Debt Instruments Maturities

Code	Maturity Date	Face Value	Days to Maturity
ABD66	12-Oct-2007	195,791,000	12
ABD67	30-Oct-2007	460,318,000	30
ABD68	31-Oct-2007	59,365,000	31
ABD69	1-Nov-2007	205,087,000	32
ABD70	7-Nov-2007	166,061,000	38
ABD71	15-Nov-2007	800,401,000	46
ABD72	21-Nov-2007	122,975,000	52
ABD73	26-Nov-2007	542,074,000	57
ABD74	3-Dec-2007	205,145,000	64
ABD75	12-Dec-2007	44,517,000	73
ABD76	20-Dec-2007	126,182,000	81



Weighted Average Tenure of Outstanding Debt Instruments **2,927,916,000** **44.94 days**

Underlying Assets

Code	Asset	Issue	WAL Maturity	WAL	Benchmark	Rating	Nominal Value	Weighting
ABS: Commercial Mortgage Backed Securities								
VIP1A1	Vukile	07-Nov-2005	07-Nov-2010	3.11	3M Jibar	Aaa.za	35,030,000	1.23%
VIP1A2	Vukile	07-Nov-2005	07-Nov-2012	5.12	3M Jibar	Aaa.za	68,020,000	2.38%
VIP1B1	Vukile	07-Nov-2005	07-Nov-2010	3.11	3M Jibar	Aa1.za	32,780,000	1.15%
VIP1B2	Vukile	07-Nov-2005	07-Nov-2012	5.12	3M Jibar	Aa1.za	26,120,000	0.92%
GPT2A1	Growthpoint 2	01-Dec-2006	01-Sep-2011	3.92	3M Jibar	Aaa.za	200,000,000	7.01%
GPT3A1	Growthpoint 3	10-Nov-2006	01-Nov-2009	2.10	3M Jibar	Aaa.za	200,000,000	7.01%
ABS: Auto Loan Receivables								
AUTO44	Auto Loans IVA4	31-Oct-2005	13-Jul-2008	0.79	3M Jibar	Aaa.za	57,900,000	2.03%
CAR1A2	Cars 1	15-Nov-2005	05-Jun-2008	0.68	3M Jibar	Aaa.za	173,227,190	6.07%
N1A809	Nitro 1	28-Mar-2006	12-Sep-2008	0.95	3M Jibar	Aaa.za	10,400,000	0.36%
N1A812	Nitro 1	28-Mar-2006	12-Dec-2008	1.20	3M Jibar	Aaa.za	20,000,000	0.70%
N1A903	Nitro 1	28-Mar-2006	12-Mar-2009	1.45	3M Jibar	Aaa.za	13,000,000	0.46%
VF2A6	Accelerator Fund 2	22-Aug-2006	18-Mar-2009	1.47	3M Jibar	Aaa.za	123,000,000	4.31%
N3A010	Nitro 3	15-May-2007	12-Oct-2010	3.04	3M Jibar	Aaa.za	158,000,000	5.54%
N3A101	Nitro 3	15-May-2007	12-Jan-2011	3.29	3M Jibar	Aaa.za	33,000,000	1.16%
ABS: Residential Mortgage Backed Securities								
BLG1A2	Blue Granite	28-Oct-2005	21-Nov-2010	3.15	3M Jibar	Aaa.za	500,000,000	17.52%
BLG1B	Blue Granite	28-Oct-2005	21-Nov-2015	8.15	3M Jibar	Aa1.za	28,000,000	0.98%
THE3A	Thekwini 3	21-Nov-2005	12-Feb-2008	0.56	3M Jibar	Aaa.za	119,864,625	4.20%
PRM1A1	Private Residential	15-Dec-2006	15-Nov-2010	3.13	3M Jibar	Aaa.za	574,000,000	20.11%
PRM1B1	Private Residential	15-Dec-2006	15-Nov-2010	3.13	3M Jibar	Aa1.za	33,000,000	1.16%
BLG3A2	Blue Granite 3	09-Nov-2006	30-Oct-2011	4.09	3M Jibar	Aaa.za	392,000,000	13.73%
BLG3B	Blue Granite 3	09-Nov-2006	30-Oct-2011	4.09	3M Jibar	Aa1.za	57,000,000	2.00%
Total Assets in Portfolio				2.97 years			2,854,341,815	100.00%



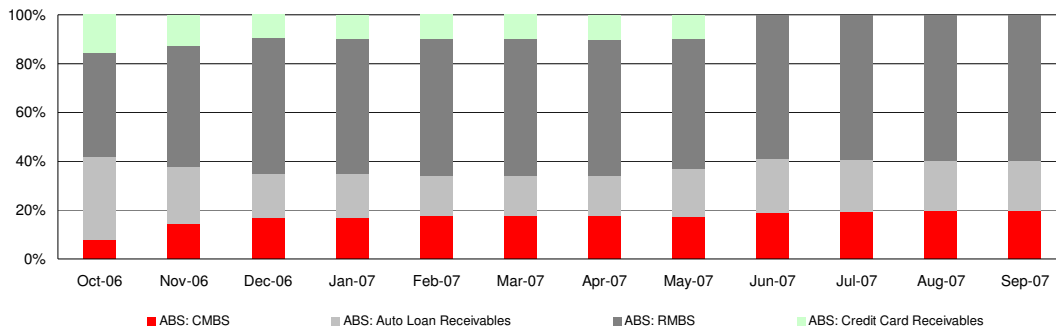
ASSET BACKED ARBITRAGED SECURITIES (PROPRIETARY) LIMITED

(Incorporated with limited liability under Registration Number 2002/019991/07 in the Republic of South Africa)

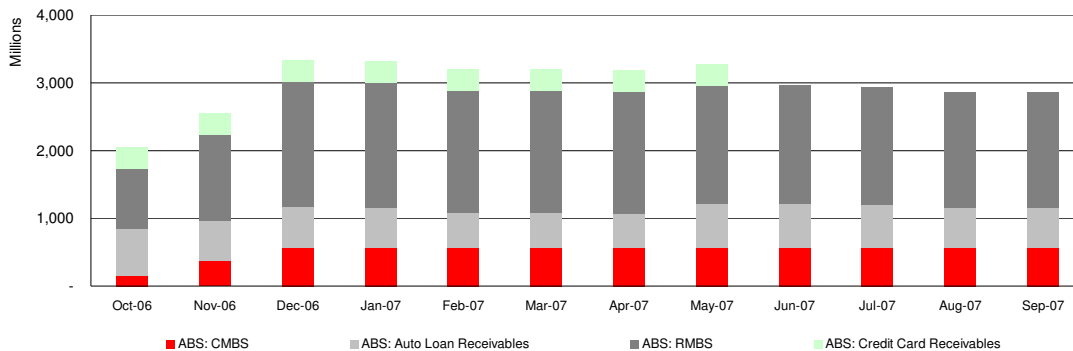
ABACAS Horizon Series (Series 4)

30 September 2007


Asset Pool Composition



Asset Growth



Credit Concentration of Assets



Other

Liquidity Facility Provider		Credit Enhancement Facility Provider	
Name	ABSA Capital	Name	ABSA Capital
Rating	P-1.za	Rating	P-1.za
Available Facility	2,928 (ZAR Million)	Available Facility	0.00 (ZAR Million)
Drawn amount	0.00 (ZAR Million)	Drawn amount	0.00 (ZAR Million)

Hedge Counterparty	
Name	ABSA Capital
Rating	P-1.za

Contact Details

Consultant: Securitisation Kuvshen Chetty Tel: 011 350 8581 E-mail: kuvshenc@absa.co.za	Consultant: Securitisation Zenelle Stofberg Tel: 011 350 2671 E-mail: zenelles@absa.co.za	Product Controller Sanuta Singh Tel: 011 350 8940 E-mail: sanutas@absa.co.za	Product Accountant Suemeshini Ganeshen Tel: 011 350 1594 E-mail: suemeshinig@absa.co.za
Dealers Correy Jansen van Vuuren Tel: 011 350 2349 E-mail: correyv@absa.co.za	Owen Schultz Tel: 011 350 2393 E-mail: owen.schultz@absa.co.za	Gerbie Strydom Tel: 011 350 2852 E-mail: Gerbies@absa.co.za	

Disclaimer: Copyright 2007. Publisher: Absa Bank Limited. All rights reserved.

The information in this document is derived from sources which are regarded as accurate and reliable and Absa Bank Limited ("Absa") does not guarantee the accuracy and/or completeness of said information. No responsibility for any error, omission or loss sustained by any person acting or refraining from acting as a result of this document is accepted by Absa and/or the author/s of the material. Past performance is not an indication of future performance and future returns are not guaranteed. It is recommended that independent detailed advice (i.e. tax, accounting, legal and financial advice) be obtained in each case prior to placing any reliance or acting on the information contained in this document.

This report has been prepared for general communication and information purposes only and may not be construed as an offer to buy or sell or a solicitation of an offer to buy or sell any financial instruments referred to herein, or to participate in any particular trading strategy in any jurisdiction in relation to such financial instruments. Any additional information regarding any financial instruments and/or financial products reviewed in this report is available upon request. Any unauthorised use or disclosure of this report is prohibited. Absa and/or its subsidiaries and/or affiliates may act as bankers, arrangers and/or advisors to issuers and/or market makers in financial instruments issued by such issuers as listed in this publication.

Manager certification:

The author/s as listed in this publication certifies that no part of its/their compensation was, is or will be, either directly or indirectly, related to the information expressed in this document.

Affiliated with **BARCLAYS CAPITAL**

ABSA CAPITAL