



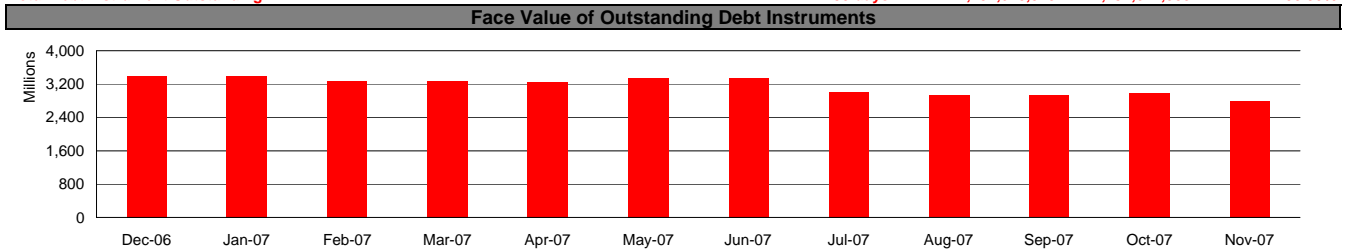
ASSET BACKED ARBITRAGED SECURITIES (PROPRIETARY) LIMITED

(Incorporated with limited liability under Registration Number 2002/019991/07 in the Republic of South Africa)

ABACAS Horizon Series (Series 4)

30 November 2007

Debt Instruments Outstanding								
Stock Code	Certificate Number	Moody's	Issue Date	Maturity Date	Days to Maturity	Issue Price	Face Value	Weighting
ABD74	S4 / CP00074	P-1.za	3-Sep-2007	3-Dec-2007	3	200,000,000	205,145,000	7.35%
ABD75	S4 / CP00075	P-1.za	12-Sep-2007	12-Dec-2007	12	43,400,000	44,517,000	1.59%
ABD76	S4 / CP00076	P-1.za	20-Sep-2007	20-Dec-2007	20	123,000,000	126,182,000	4.52%
ABD77	S4 / CP00077	P-1.za	1-Oct-2007	2-Jan-2008	33	58,000,000	59,542,000	2.13%
ABD78	S4 / CP00078	P-1.za	12-Oct-2007	14-Jan-2008	45	191,000,000	196,278,000	7.03%
ABD80	S4 / CP00080	P-1.za	30-Oct-2007	30-Apr-2008	152	449,000,000	474,045,000	16.98%
ABD81	S4 / CP00081	P-1.za	31-Oct-2007	31-Jan-2008	62	45,900,000	47,157,000	1.69%
ABD82	S4 / CP00082	P-1.za	1-Nov-2007	1-Feb-2008	63	200,000,000	205,514,000	7.36%
ABD83	S4 / CP00083	P-1.za	7-Nov-2007	7-Feb-2008	69	161,950,000	166,441,000	5.96%
ABD84	S4 / CP00084	P-1.za	15-Nov-2007	15-Feb-2008	77	607,000,000	623,836,000	22.35%
ABD85	S4 / CP00085	P-1.za	21-Nov-2007	21-Feb-2008	83	97,370,570	100,108,000	3.59%
ABD86	S4 / CP00086	P-1.za	26-Nov-2007	25-Feb-2008	87	528,000,000	542,856,000	19.45%
Total Debt Instrument Outstanding					77.90 days	2,704,620,570	2,791,621,000	100.00%



Upcoming Debt Instruments Maturities			
Code	Maturity Date	Face Value	Days to Maturity
ABD74	3-Dec-2007	205,145,000	3
ABD75	12-Dec-2007	44,517,000	12
ABD76	20-Dec-2007	126,182,000	20
ABD77	2-Jan-2008	59,542,000	33
ABD78	14-Jan-2008	196,278,000	45
ABD80	30-Apr-2008	474,045,000	152
ABD81	31-Jan-2008	47,157,000	62
ABD82	1-Feb-2008	205,514,000	63
ABD83	7-Feb-2008	166,441,000	69
ABD84	15-Feb-2008	623,836,000	77
ABD85	21-Feb-2008	100,108,000	83
ABD86	25-Feb-2008	542,856,000	87

Weighted Average Tenure of Outstanding Debt Instruments

2,791,621,000 **77.90 days**

ABACAS Series 4 Roll Dates

Date	Value (Millions)
03 Dec 07	200
12 Dec 07	50
20 Dec 07	150
02 Dec 07	50
14 Jan 08	200
30 Apr 08	450
31 Jan 08	50
01 Feb 08	200
07 Feb 08	150
15 Feb 08	600
21 Feb 08	100
25 Feb 08	550

Underlying Assets								
Code	Asset	Issue	WAL Maturity	WAL	Benchmark	Rating	Nominal Value	Weighting
ABS: Commercial Mortgage Backed Securities								
VIP1A1	Vukile	07-Nov-2005	07-Nov-2010	2.94	3M Jibar	Aaa.za	35,030,000	1.30%
VIP1A2	Vukile	07-Nov-2005	07-Nov-2012	4.94	3M Jibar	Aaa.za	68,020,000	2.51%
VIP1B1	Vukile	07-Nov-2005	07-Nov-2010	2.94	3M Jibar	Aa1.za	32,780,000	1.21%
VIP1B2	Vukile	07-Nov-2005	07-Nov-2012	4.94	3M Jibar	Aa1.za	26,120,000	0.97%
GPT2A1	Growthpoint 2	01-Dec-2006	01-Sep-2011	3.76	3M Jibar	Aaa.za	200,000,000	7.39%
GPT3A1	Growthpoint 3	10-Nov-2006	01-Nov-2009	1.92	3M Jibar	Aaa.za	200,000,000	7.39%
PRP1A3	PROPS	01-Oct-2007	01-Oct-2012	4.84	3M Jibar	Aaa.za	58,000,000	2.14%
ABS: Auto Loan Receivables								
AUTO44	Auto Loans IVA4	31-Oct-2005	13-Jul-2008	0.62	3M Jibar	Aaa.za	45,900,000	1.70%
N1A809	Nitro 1	28-Mar-2006	12-Sep-2008	0.79	3M Jibar	Aaa.za	10,400,000	0.38%
N1A812	Nitro 1	28-Mar-2006	12-Dec-2008	1.04	3M Jibar	Aaa.za	20,000,000	0.74%
N1A903	Nitro 1	28-Mar-2006	12-Mar-2009	1.28	3M Jibar	Aaa.za	13,000,000	0.48%
VF2A6	Accelerator Fund 2	22-Aug-2006	18-Mar-2009	1.30	3M Jibar	Aaa.za	123,000,000	4.55%
N3A010	Nitro 3	15-May-2007	12-Oct-2010	2.87	3M Jibar	Aaa.za	158,000,000	5.84%
N3A101	Nitro 3	15-May-2007	12-Jan-2011	3.12	3M Jibar	Aaa.za	33,000,000	1.22%
ABS: Residential Mortgage Backed Securities								
BLG1A2	Blue Granite	28-Oct-2005	21-Nov-2010	2.98	3M Jibar	Aaa.za	500,000,000	18.49%
BLG1B	Blue Granite	28-Oct-2005	21-Nov-2015	7.98	3M Jibar	Aa1.za	28,000,000	1.04%
THE3A	Thekwini 3	21-Nov-2005	12-Feb-2008	0.20	3M Jibar	Aaa.za	97,370,570	3.60%
PRM1A1	Private Residential	15-Dec-2006	15-Nov-2010	2.96	3M Jibar	Aaa.za	574,000,000	21.22%
PRM1B1	Private Residential	15-Dec-2006	15-Nov-2010	2.96	3M Jibar	Aa1.za	33,000,000	1.22%
BLG3A2	Blue Granite 3	09-Nov-2006	30-Oct-2011	3.92	3M Jibar	Aaa.za	392,000,000	14.49%
BLG3B	Blue Granite 3	09-Nov-2006	30-Oct-2011	3.92	3M Jibar	Aa1.za	57,000,000	2.11%
Total Assets in Portfolio				3.02 years			2,704,620,570	100.00%



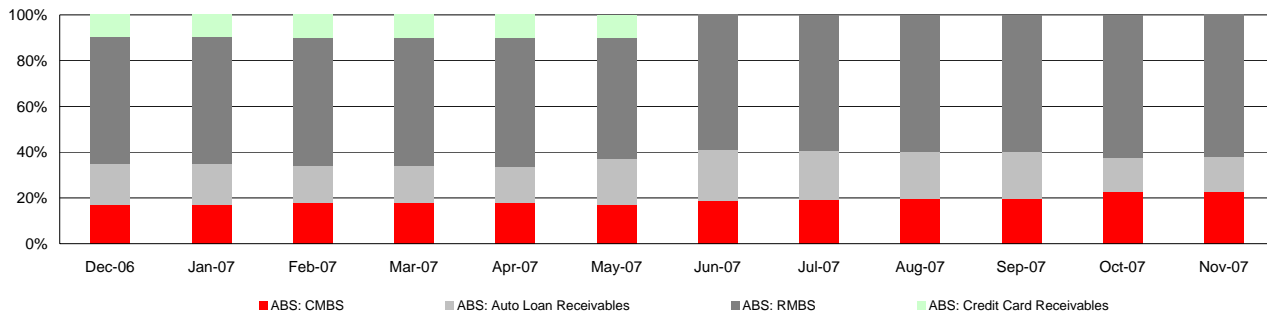
ASSET BACKED ARBITRAGED SECURITIES (PROPRIETARY) LIMITED

(Incorporated with limited liability under Registration Number 2002/019991/07 in the Republic of South Africa)

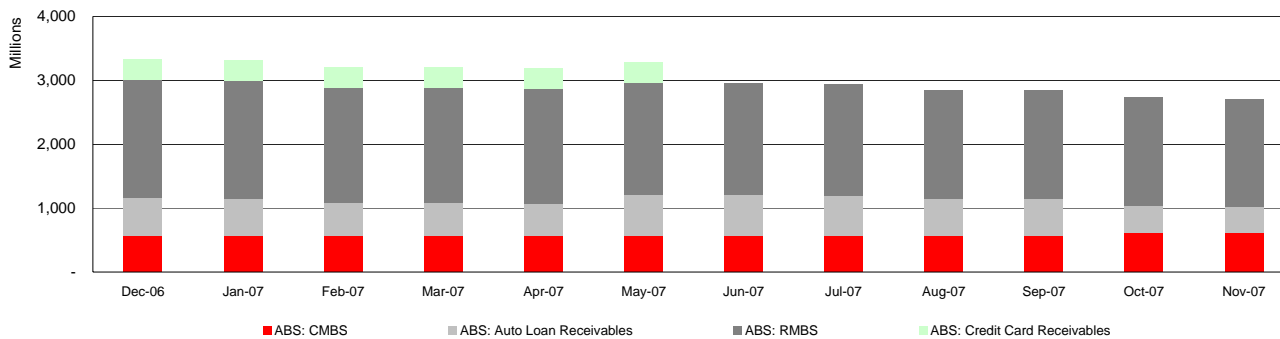
ABACAS Horizon Series (Series 4)

30 November 2007


Asset Pool Composition



Asset Growth



Credit Concentration of Assets



AAA	94.68%
AA+ to AA	5.32%
AA- to A+	0.00%
A to A-	0.00%
BBB+ to BBB-	0.00%
BB+ or lower	0.00%
Unrated	0.00%

Other

Liquidity Facility Provider

Name	ABSA Capital
Rating	P-1.za
Available Facility	2,792 (ZAR Million)
Drawn amount	0.00 (ZAR Million)

Credit Enhancement Facility Provider

Name	ABSA Capital
Rating	P-1.za
Available Facility	0.00 (ZAR Million)
Drawn amount	0.00 (ZAR Million)

Hedge Counterparty

Name	ABSA Capital
Rating	P-1.za

Contact Details

Consultant: Securitisation

Kuveshen Chetty
Tel: 011 350 8581
E-mail: kuveshenc@absa.co.za

Consultant: Securitisation

Zenelle Stofberg
Tel: 011 350 2671
E-mail: zenelles@absa.co.za

Product Controller

Sanuta Singh
Tel: 011 350 8940
E-mail: sanutas@absa.co.za

Product Accountant

Suemeshini Ganeshen
Tel: 011 350 1594
E-mail: suemeshinig@absa.co.za

Dealers

Correy Jansen van Vuuren
Tel: 011 350 2349
E-mail: correyv@absa.co.za

Owen Schultz
Tel: 011 350 2393
E-mail: owen.schultz@absa.co.za

Gerbie Strydom
Tel: 011 350 2852
E-mail: Gerbies@absa.co.za

Disclaimer: Copyright 2007. Publisher: Absa Bank Limited. All rights reserved.

The information in this document is derived from sources which are regarded as accurate and reliable and Absa Capital, a division of Absa Bank Limited ("Absa Capital") does not guarantee the accuracy and/or completeness of said information. No responsibility for any error, omission or loss sustained by any person acting or refraining from acting as a result of this document is accepted by Absa and/or the author/s of the material. Past performance is not an indication of future performance and future returns are not guaranteed. No part hereof in any way constitutes advice or a recommendation on any decision by any party using the document relating to any of the financial products or solutions that Absa Capital offers from time to time. It is recommended that independent detailed advice (i.e. tax, accounting, legal and financial advice) be obtained in each case prior to placing any reliance or acting on the information contained in this document.

This report has been prepared for general communication and information purposes only and may not be construed as an offer to buy or sell or a solicitation of an offer to buy or sell any financial instruments referred to herein, or to participate in any particular trading strategy in any jurisdiction in relation to such financial instruments. Any additional information regarding any financial instruments and/or financial products reviewed in this report is available upon request. Any unauthorised use or disclosure of this report is prohibited. Absa and/or its subsidiaries and/or affiliates may act as bankers, arrangers and/or advisors to issuers and/or market makers in financial instruments issued by such issuers as listed in this publication. Absa Capital is an authorised Financial Services Provider.

Manager certification:

The author/s as listed in this publication certifies that no part of its/their compensation was, is or will be, either directly or indirectly, related to the information expressed in this document.

