



ASSET BACKED ARBITRAGED SECURITIES (PROPRIETARY) LIMITED

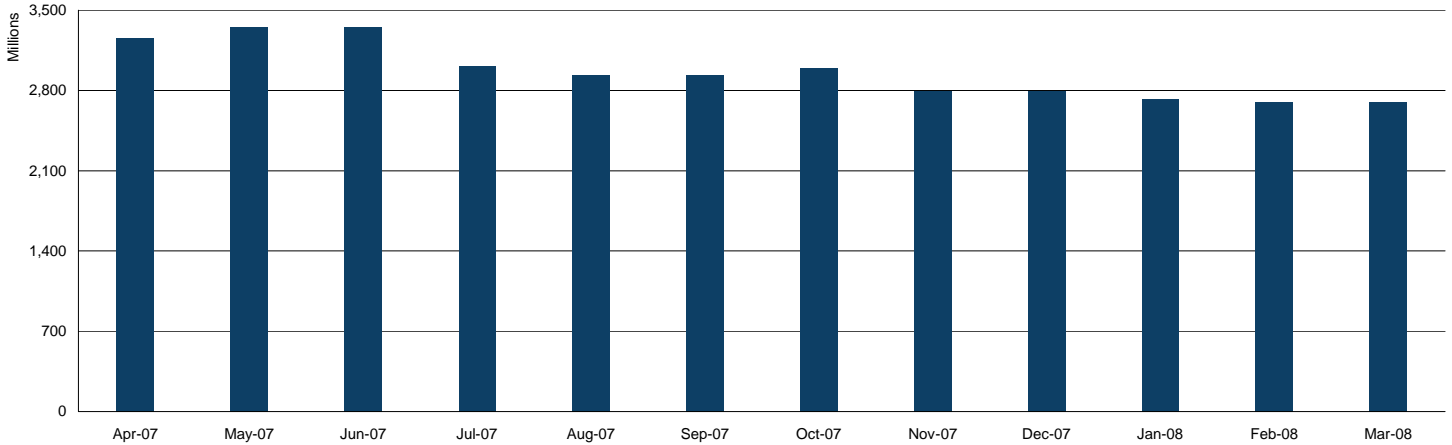
(Incorporated with limited liability under Registration Number 2002/019991/07 in the Republic of South Africa)

ABACAS Horizon Series (Series 4)

31 March 2008

Debt Instruments Outstanding								
Stock Code	Certificate Number	Moody's	Issue Date	Maturity Date	Days to Maturity	Issue Price	Face Value	Weighting
ABD80	S4 / CP00080	P-1.za	30-Oct-2007	30-Apr-2008	30	449,000,000	474,045,000	17.60%
ABD90	S4 / CP00090	P-1.za	14-Jan-2008	14-Apr-2008	14	191,000,000	196,564,000	7.30%
ABD91	S4 / CP00091	P-1.za	31-Jan-2008	30-Apr-2008	30	33,600,000	34,563,000	1.28%
ABD92	S4 / CP00092	P-1.za	1-Feb-2008	2-May-2008	32	200,000,000	205,735,000	7.64%
ABD93	S4 / CP00093	P-1.za	7-Feb-2008	7-May-2008	37	161,950,000	166,540,000	6.18%
ABD94	S4 / CP00094	P-1.za	15-Feb-2008	15-May-2008	45	607,000,000	624,193,000	23.18%
ABD95	S4 / CP00095	P-1.za	21-Feb-2008	21-May-2008	51	78,652,959	80,900,000	3.00%
ABD98	S4 / CP00098	P-1.za	3-Mar-2008	2-Jun-2008	63	200,000,000	205,812,000	7.64%
ABD99	S4 / CP00099	P-1.za	12-Mar-2008	12-Jun-2008	73	43,400,000	44,680,000	1.66%
ABD100	S4 / CP00100	P-1.za	20-Mar-2008	20-Jun-2008	81	123,000,000	126,653,000	4.70%
ABD101	S4 / CP00101	P-1.za	25-Mar-2008	25-Apr-2008	25	528,000,000	533,189,000	19.80%
Total Debt Instrument Outstanding					38.17 days	2,615,602,959	2,692,874,000	100.00%

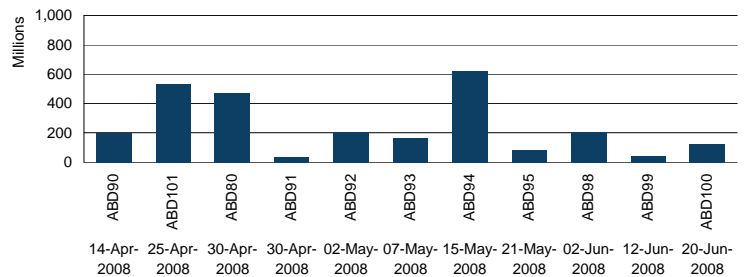
Face Value of Outstanding Debt Instruments



Upcoming Debt Instruments Maturities

Code	Maturity Date	Face Value	Days to Maturity
ABD80	30-Apr-2008	474,045,000	30
ABD90	14-Apr-2008	196,564,000	14
ABD91	30-Apr-2008	34,563,000	30
ABD92	2-May-2008	205,735,000	32
ABD93	7-May-2008	166,540,000	37
ABD94	15-May-2008	624,193,000	45
ABD95	21-May-2008	80,900,000	51
ABD98	2-Jun-2008	205,812,000	63
ABD99	12-Jun-2008	44,680,000	73
ABD100	20-Jun-2008	126,653,000	81
ABD101	25-Apr-2008	533,189,000	25

ABACAS Series 4 Roll Dates



Weighted Average Tenure of Outstanding Debt Instruments **38.17 days**

2,692,874,000

Underlying Assets

Code	Asset	Issue	WAL	Maturity	WAL	Benchmark	Rating	Nominal Value	Weighting
ABS: Commercial Mortgage Backed Securities									
VIP1A1	Vukile	07-Nov-2005	07-Nov-2010	2.61	3M Jibar	Aaa.za		35,030,000	1.34%
VIP1A2	Vukile	07-Nov-2005	07-Nov-2012	4.61	3M Jibar	Aaa.za		68,020,000	2.60%
VIP1B1	Vukile	07-Nov-2005	07-Nov-2010	2.61	3M Jibar	Aa1.za		32,780,000	1.25%
VIP1B2	Vukile	07-Nov-2005	07-Nov-2012	4.61	3M Jibar	Aa1.za		26,120,000	1.00%
GPT2A1	Growthpoint 2	01-Dec-2006	01-Sep-2011	3.42	3M Jibar	Aaa.za		200,000,000	7.65%
GPT3A1	Growthpoint 3	10-Nov-2006	01-Nov-2009	1.59	3M Jibar	Aaa.za		200,000,000	7.65%
ABS: Auto Loan Receivables									
AUTO044	Auto Loans IVA4	31-Oct-2005	13-Jul-2008	0.28	3M Jibar	Aaa.za		33,600,000	1.28%
N1A809	Nitro 1	28-Mar-2006	12-Sep-2008	0.45	3M Jibar	Aaa.za		10,400,000	0.40%
N1A812	Nitro 1	28-Mar-2006	12-Dec-2008	0.70	3M Jibar	Aaa.za		20,000,000	0.76%
N1A903	Nitro 1	28-Mar-2006	12-Mar-2009	0.95	3M Jibar	Aaa.za		13,000,000	0.50%
VF2A6	Accelerator Fund 2	22-Aug-2006	18-Mar-2009	0.96	3M Jibar	Aaa.za		123,000,000	4.70%
N3A010	Nitro 3	15-May-2007	12-Oct-2010	2.53	3M Jibar	Aaa.za		158,000,000	6.04%
N3A101	Nitro 3	15-May-2007	12-Jan-2011	2.79	3M Jibar	Aaa.za		33,000,000	1.26%
ABS: Residential Mortgage Backed Securities									
BLG1A2	Blue Granite	28-Oct-2005	21-Nov-2010	2.64	3M Jibar	Aaa.za		500,000,000	19.12%
BLG1B	Blue Granite	28-Oct-2005	21-Nov-2015	7.65	3M Jibar	Aa1.za		28,000,000	1.07%
THE3A	Thekwini 3	21-Nov-2005	21-Nov-2008	0.14	3M Jibar	Aaa.za		78,652,959	3.01%
PRM1A1	Private Residential	15-Dec-2006	15-Nov-2010	2.63	3M Jibar	Aaa.za		574,000,000	21.95%
PRM1B1	Private Residential	15-Dec-2006	15-Nov-2010	2.63	3M Jibar	Aa1.za		33,000,000	1.26%
BLG3A2	Blue Granite 3	09-Nov-2006	30-Oct-2011	3.58	3M Jibar	Aaa.za		392,000,000	14.99%
BLG3B	Blue Granite 3	09-Nov-2006	30-Oct-2011	3.58	3M Jibar	Aa1.za		57,000,000	2.18%
Total Assets in Portfolio					2.68 years			2,615,602,959	100.00%



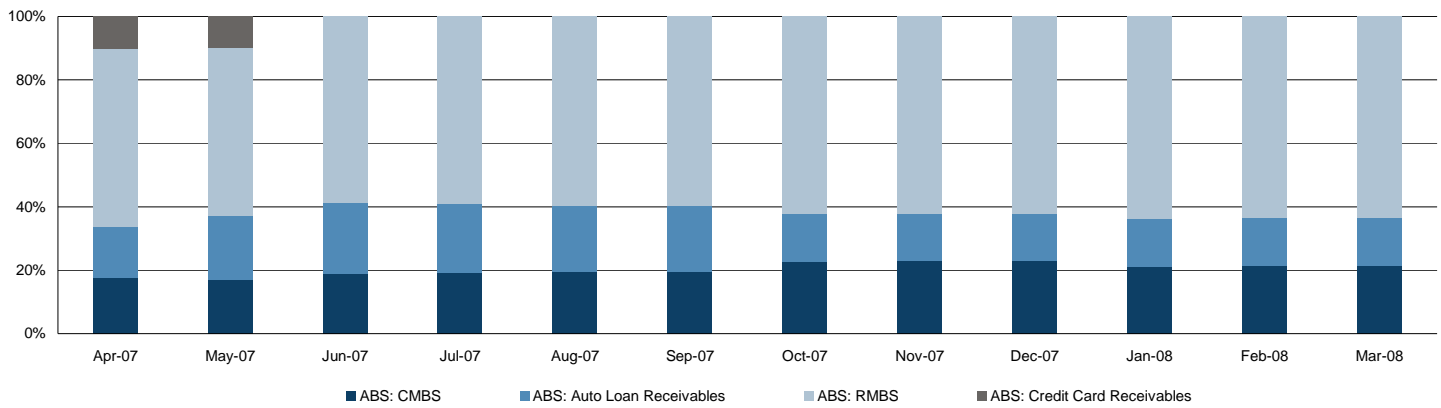
ASSET BACKED ARBITRAGED SECURITIES (PROPRIETARY) LIMITED

(Incorporated with limited liability under Registration Number 2002/019991/07 in the Republic of South Africa)

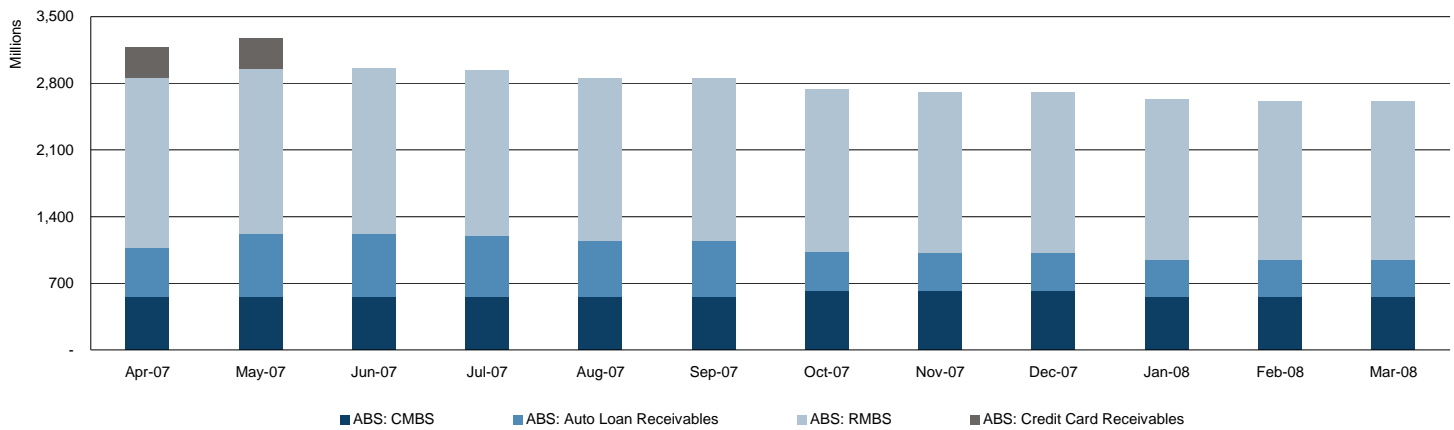
ABACAS Horizon Series (Series 4)

31 March 2008

Asset Pool Composition



Asset Growth



Credit Concentration of Assets



Other

Liquidity Facility Provider		Credit Enhancement Facility Provider	
Name	ABSA Capital	Name	ABSA Capital
Rating	P-1.za	Rating	P-1.za
Available Facility	2,693 (ZAR Million)	Available Facility	0.00 (ZAR Million)
Drawn amount	0.00 (ZAR Million)	Drawn amount	0.00 (ZAR Million)

Hedge Counterparty

Name	ABSA Capital
Rating	P-1.za

Contact Details

Conduit Management	Conduit Management	Product Accountant	Product Accountant
Kuveshen Chetty Tel: 011 350 8581 E-mail: kuveshenc@absa.co.za	Zenelle Stofberg Tel: 011 350 2671 E-mail: zenelles@absa.co.za	Bridgett Baker - Moonsamy Tel: 011 350 8626 E-mail: bridgettb@absa.co.za	Suameshini Ganeshen Tel: 011 350 1594 E-mail: suameshining@absa.co.za
Dealer Correy Jansen van Vuuren Tel: 011 350 2349 E-mail: correyv@absa.co.za	Dealer Owen Schultz Tel: 011 350 2393 E-mail: owen.schultz@absa.co.za	Dealer Nicolene Ramsunder Tel: 011 350 2365 E-mail: nicolene.ramsunder@absa.co.za	

Disclaimer: Copyright 2008. Publisher: Absa Bank Limited. All rights reserved.

The information in this document is derived from sources which are regarded as accurate and reliable and Absa Capital, a division of Absa Bank Limited ("Absa Capital") does not guarantee the accuracy and/or completeness of said information. No responsibility for any error, omission or loss sustained by any person acting or refraining from acting as a result of this document is accepted by Absa and/or the author/s of the material. Past performance is not an indication of future performance and future returns are not guaranteed. No part hereof in any way constitutes advice or a recommendation on any decision by any party using the document relating to any of the financial products or solutions that Absa Capital offers from time to time. It is recommended that independent detailed advice (i.e. tax, accounting, legal and financial advice) be obtained in each case prior to placing any reliance or acting on the information contained in this document.

This report has been prepared for general communication and information purposes only and may not be construed as an offer to buy or sell or a solicitation of an offer to buy or sell any financial instruments referred to herein, or to participate in any particular trading strategy in any jurisdiction in relation to such financial instruments. Any additional information regarding any financial instruments and/or financial products reviewed in this report is available upon request. Any unauthorised use or disclosure of this report is prohibited. Absa and/or its subsidiaries and/or affiliates may act as bankers, arrangers and/or advisors to issuers and/or market makers in financial instruments issued by such issuers as listed in this publication. Absa Capital is an authorised Financial Services Provider.

Manager certification:

The author/s as listed in this publication certifies that no part of its/their compensation was, is or will be, either directly or indirectly, related to the information expressed in this document.



ABS CAPITAL, A DIVISION OF ABSA BANK LIMITED, REG NO 1986/004794/06.
AUTHORISED FINANCIAL SERVICES PROVIDER. REGISTERED CREDIT PROVIDER REG NO NCRCP7.