



ASSET BACKED ARBITRAGED SECURITIES (PROPRIETARY) LIMITED

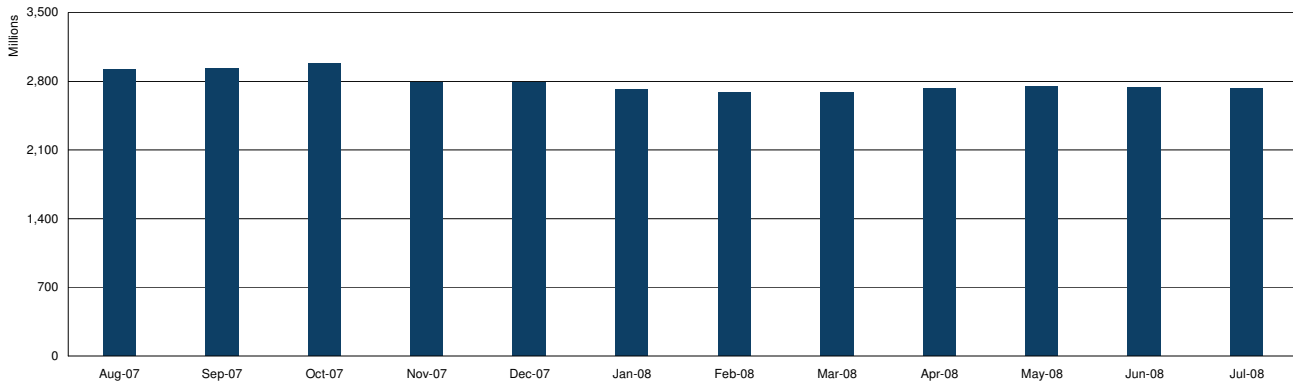
(Incorporated with limited liability under Registration Number 2002/019991/07 in the Republic of South Africa)

ABACAS Horizon Series (Series 4)

31 July 2008

Debt Instruments Outstanding									
Stock Code	Certificate Number	Moody's	Issue Date	Maturity Date	Days to Maturity	Issue Price	Face Value	Weighting	
ABD107	S4 / CP00107	P-1.za	5-May-2008	1-Aug-2008	1	200,000,000	205,883,000	7.54%	
ABD108	S4 / CP00108	P-1.za	7-May-2008	7-Aug-2008	7	161,950,000	166,947,000	6.11%	
ABD109	S4 / CP00109	P-1.za	12-May-2008	12-Aug-2008	12	35,757,889	36,866,000	1.35%	
ABD110	S4 / CP00110	P-1.za	15-May-2008	15-Aug-2008	15	607,000,000	625,819,000	22.92%	
ABD111	S4 / CP00111	P-1.za	21-May-2008	21-Aug-2008	21	60,305,224	62,196,000	2.28%	
ABD119	S4 / CP00119	P-1.za	20-Jun-2008	22-Sep-2008	53	123,000,000	126,995,000	4.65%	
ABD121	S4 / CP00121	P-1.za	1-Jul-2008	1-Aug-2008	1	200,000,000	202,112,000	7.40%	
ABD122	S4 / CP00122	P-1.za	14-Jul-2008	13-Oct-2008	74	236,108,434	243,683,000	8.92%	
ABD123	S4 / CP00123	P-1.za	14-Jul-2008	12-Aug-2008	12	43,400,000	43,825,000	1.60%	
AD124U	S4 / CP00124	P-1.za	24-Jul-2008	25-Aug-2008	25	528,000,000	533,646,000	19.54%	
AD125U	S4 / CP00125	P-1.za	30-Jul-2008	30-Oct-2008	91	449,000,000	463,199,000	16.96%	
AD126U	S4 / CP00126	P-1.za	31-Jul-2008	31-Oct-2008	92	18,900,000	19,469,000	0.71%	
Total Debt Instrument Outstanding					34.89 days	2,663,421,547	2,730,640,000	100.00%	

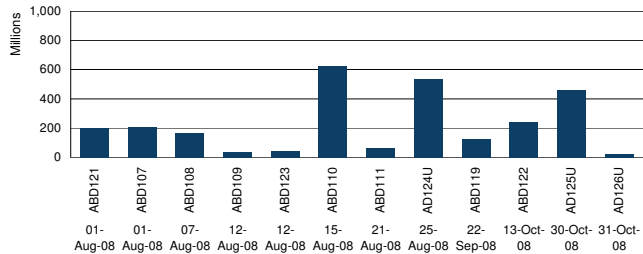
Face Value of Outstanding Debt Instruments



Upcoming Debt Instruments Maturities

Code	Maturity Date	Face Value	Days to Maturity
ABD109	12-Aug-2008	36,866,000	12
ABD107	1-Aug-2008	205,883,000	1
ABD108	7-Aug-2008	166,947,000	7
ABD110	15-Aug-2008	625,819,000	15
ABD111	21-Aug-2008	62,196,000	21
ABD122	13-Oct-2008	243,683,000	74
ABD123	12-Aug-2008	43,825,000	12
ABD119	22-Sep-2008	126,995,000	53
ABD121	1-Aug-2008	202,112,000	1
AD124U	25-Aug-2008	533,646,000	25
AD125U	30-Oct-2008	463,199,000	91
AD126U	31-Oct-2008	19,469,000	92

ABACAS Series 4 Roll Dates



Weighted Average Tenure of Outstanding Debt Instruments **34.89 days**

2,730,640,000

Underlying Assets

Code	Asset	Issue	WAL Maturity	WAL	Benchmark	Rating	Nominal Value	Weighting
ABS: Commercial Mortgage Backed Securities								
VIP1A1	Vukile	07-Nov-2005	07-Nov-2010	2.27	3M Jibar	Aaa.za	35,030,000	1.32%
VIP1A2	Vukile	07-Nov-2005	07-Nov-2012	4.27	3M Jibar	Aaa.za	68,020,000	2.55%
VIP1B1	Vukile	07-Nov-2005	07-Nov-2010	2.27	3M Jibar	Aa1.za	32,780,000	1.23%
VIP1B2	Vukile	07-Nov-2005	07-Nov-2012	4.27	3M Jibar	Aa1.za	26,120,000	0.98%
GPT2A1	Growthpoint 2	01-Dec-2006	01-Sep-2011	3.09	3M Jibar	Aaa.za	200,000,000	7.51%
GPT3A1	Growthpoint 3	10-Nov-2006	01-Nov-2009	1.25	3M Jibar	Aaa.za	200,000,000	7.51%
ABS: Auto Loan Receivables								
AUTO44	Auto Loans IVA4	31-Oct-2005	30-Apr-2009	0.75	3M Jibar	Aaa.za	18,900,000	0.71%
N1A809	Nitro 1	28-Mar-2006	12-Sep-2008	0.12	3M Jibar	Aaa.za	10,400,000	0.39%
N1A812	Nitro 1	28-Mar-2006	12-Dec-2008	0.37	3M Jibar	Aaa.za	20,000,000	0.75%
N1A903	Nitro 1	28-Mar-2006	12-Mar-2009	0.61	3M Jibar	Aaa.za	13,000,000	0.49%
VF2A6	Accelerator Fund 2	22-Aug-2006	18-Mar-2009	0.63	3M Jibar	Aaa.za	105,788,913	3.97%
N3A010	Nitro 3	15-May-2007	12-Oct-2010	2.20	3M Jibar	Aaa.za	158,000,000	5.93%
N3A101	Nitro 3	15-May-2007	12-Jan-2011	2.45	3M Jibar	Aaa.za	33,000,000	1.24%
NIT3B	Nitro 3	14-Apr-2008	12-Jan-2011	2.45	3M Jibar	Aa2.za	45,108,433	1.69%
NIT2B	Nitro 3	12-May-2008	12-Aug-2010	2.03	3M Jibar	Aa2.za	35,757,889	1.34%
ABS: Residential Mortgage Backed Securities								
BLG1A2	Blue Granite	28-Oct-2005	21-Nov-2010	2.31	3M Jibar	Aaa.za	500,000,000	18.77%
BLG1B	Blue Granite	28-Oct-2005	21-Nov-2015	7.31	3M Jibar	Aa1.za	28,000,000	1.05%
THE3A	Thekwini 3	21-Nov-2005	12-Oct-2008	0.20	3M Jibar	Aaa.za	60,305,224	2.26%
PRM1A1	Private Residential	15-Dec-2006	15-Nov-2010	2.29	3M Jibar	Aaa.za	474,000,000	17.80%
PRM1B1	Private Residential	15-Dec-2006	15-Nov-2010	2.29	3M Jibar	Aa1.za	33,000,000	1.24%
BLG3A2	Blue Granite 3	09-Nov-2006	30-Oct-2011	3.25	3M Jibar	Aaa.za	392,000,000	14.72%
BLG3B	Blue Granite 3	09-Nov-2006	30-Oct-2011	3.25	3M Jibar	Aa1.za	57,000,000	2.14%
Money Market	Floating Rate Investment	23-Jun-2008	20-Sep-2008	0.14	3M Jibar	F1+(zaf) rating confirmed	17,211,087	0.65%
Money Market	Floating Rate Investment	30-Jun-2008	15-Aug-2008	0.04	3M Jibar	F1+(zaf) rating confirmed	100,000,000	3.75%
Total Assets in Portfolio					2.30 years		2,663,421,547	100.00%



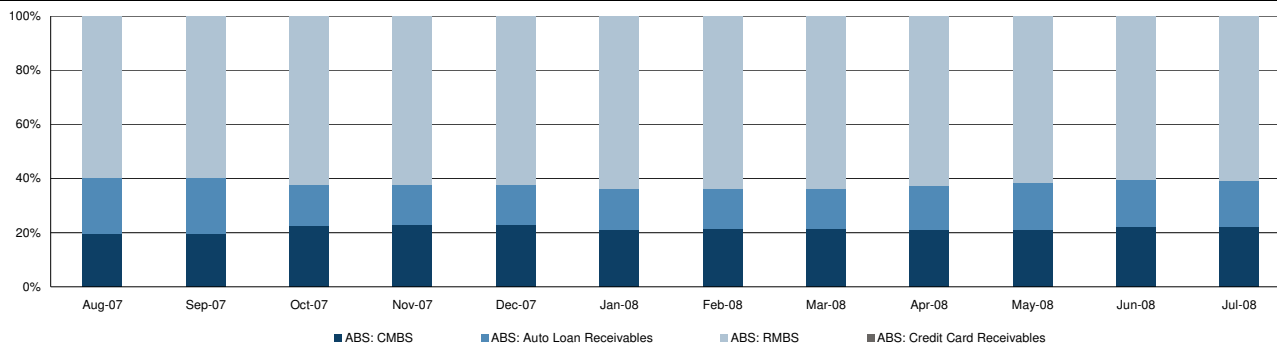
ASSET BACKED ARBITRAGED SECURITIES (PROPRIETARY) LIMITED

(Incorporated with limited liability under Registration Number 2002/019991/07 in the Republic of South Africa)

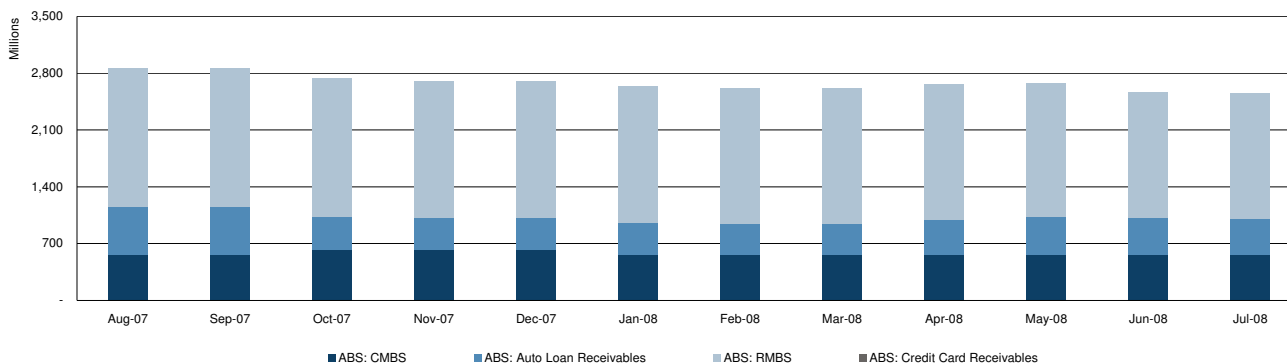
ABACAS Horizon Series (Series 4)

31 July 2008

Asset Pool Composition



Asset Growth



Credit Concentration of Assets



Other

Liquidity Facility Provider

Name	ABSA Capital
Rating	P-1.za
Available Facility	2,731 (ZAR Million)
Drawn amount	0.00 (ZAR Million)

Credit Enhancement Facility Provider

Name	ABSA Capital
Rating	P-1.za
Available Facility	0.00 (ZAR Million)
Drawn amount	0.00 (ZAR Million)

Hedge Counterparty

Name	ABSA Capital
Rating	P-1.za

Contact Details

Conduit Management

Kuveshen Chetty
Tel: 011 350 8581
E-mail: kuveshenc@absa.co.za

Conduit Management

Zenelle Stofberg
Tel: 011 350 2671
E-mail: zenelles@absa.co.za

Product Accountant

Bridgett Baker - Moonsamy
Tel: 011 350 8626
E-mail: bridgettb@absa.co.za

Product Accountant

Suemeshini Ganeshen
Tel: 011 350 1594
E-mail: suemeshini@absa.co.za

Dealer

Correy Jansen van Vuuren
Tel: 011 350 2349
E-mail: correyv@absa.co.za

Dealer

Nicolene Ramsunder
Tel: 011 350 2365
E-mail: nicolene.ramsunder@absa.co.za

Disclaimer: Copyright 2008, Publisher: Absa Bank Limited. All rights reserved.

The information in this document is derived from sources which are regarded as accurate and reliable and Absa Capital, a division of Absa Bank Limited ("Absa Capital") does not guarantee the accuracy and/or completeness of said information. No responsibility for any error, omission or loss sustained by any person acting or refraining from acting as a result of this document is accepted by Absa and/or the author/s of the material. Past performance is not an indication of future performance and future returns are not guaranteed. No part hereof in any way constitutes advice or a recommendation on any decision by any party using the document relating to any of the financial products or solutions that Absa Capital offers from time to time. It is recommended that independent detailed advice (i.e. tax, accounting, legal and financial advice) be obtained in each case prior to placing any reliance or acting on the information contained in this document.

This report has been prepared for general communication and information purposes only and may not be construed as an offer to buy or sell or a solicitation of an offer to buy or sell any financial instruments referred to herein, or to participate in any particular trading strategy in any jurisdiction in relation to such financial instruments. Any additional information regarding any financial instruments and/or financial products reviewed in this report is available upon request. Any unauthorised use or disclosure of this report is prohibited. Absa and/or its subsidiaries and/or affiliates may act as bankers, arrangers and/or advisors to issuers and/or market makers in financial instruments issued by such issuers as listed in this publication. Absa Capital is an authorised Financial Services Provider.

Manager certification:

The author/s as listed in this publication certifies that no part of its/their compensation was, is or will be, either directly or indirectly, related to the information expressed in this document.



ABSA Capital, a division of ABSA Bank Limited, Inc No 1996/004794/06
ABSA Capital (Proprietary) Limited, Registration No 2002/019991/07