



## ASSET BACKED ARBITRAGED SECURITIES (PROPRIETARY) LIMITED

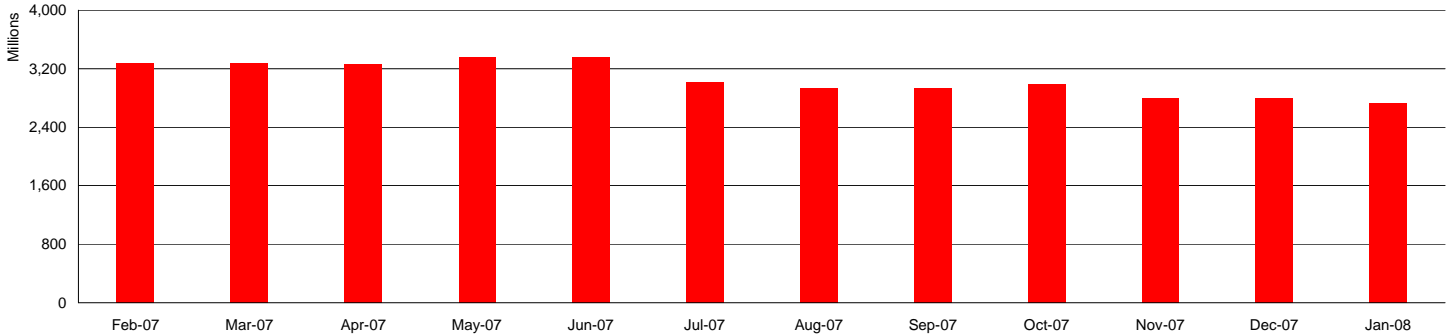
(Incorporated with limited liability under Registration Number 2002/019991/07 in the Republic of South Africa)

**ABACAS Horizon Series (Series 4)**

**31 January 2008**

Debt Instruments Outstanding									
Stock Code	Certificate Number	Moody's	Issue Date	Maturity Date	Days to Maturity	Issue Price	Face Value	Weighting	
ABD80	S4 / CP00080	P-1.za	30-Oct-2007	30-Apr-2008	90	449,000,000	474,045,000	17.42%	
ABD82	S4 / CP00082	P-1.za	1-Nov-2007	1-Feb-2008	1	200,000,000	205,514,000	7.55%	
ABD83	S4 / CP00083	P-1.za	7-Nov-2007	7-Feb-2008	7	161,950,000	166,441,000	6.12%	
ABD84	S4 / CP00084	P-1.za	15-Nov-2007	15-Feb-2008	15	607,000,000	623,836,000	22.93%	
ABD85	S4 / CP00085	P-1.za	21-Nov-2007	21-Feb-2008	21	97,370,570	100,108,000	3.68%	
ABD86	S4 / CP00086	P-1.za	26-Nov-2007	25-Feb-2008	25	528,000,000	542,856,000	19.95%	
ABD87	S4 / CP00087	P-1.za	3-Dec-2007	3-Mar-2008	32	200,000,000	205,662,000	7.56%	
ABD88	S4 / CP00088	P-1.za	12-Dec-2007	12-Mar-2008	41	43,400,000	44,640,000	1.64%	
ABD89	S4 / CP00089	P-1.za	20-Dec-2007	20-Mar-2008	49	123,000,000	126,513,000	4.65%	
ABD90	S4 / CP00090	P-1.za	14-Jan-2008	14-Apr-2008	74	191,000,000	196,564,000	7.22%	
ABD91	S4 / CP00091	P-1.za	31-Jan-2008	30-Apr-2008	90	33,600,000	34,563,000	1.27%	
<b>Total Debt Instrument Outstanding</b>					<b>37.24 days</b>	<b>2,634,320,570</b>	<b>2,720,742,000</b>	<b>100.00%</b>	

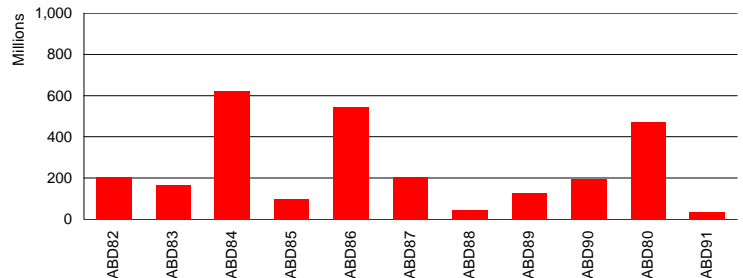
**Face Value of Outstanding Debt Instruments**



**Upcoming Debt Instruments Maturities**

Code	Maturity Date	Face Value	Days to Maturity
ABD80	30-Apr-2008	474,045,000	90
ABD82	1-Feb-2008	205,514,000	1
ABD83	7-Feb-2008	166,441,000	7
ABD84	15-Feb-2008	623,836,000	15
ABD85	21-Feb-2008	100,108,000	21
ABD86	25-Feb-2008	542,856,000	25
ABD87	3-Mar-2008	205,662,000	32
ABD88	12-Mar-2008	44,640,000	41
ABD89	20-Mar-2008	126,513,000	49
ABD90	14-Apr-2008	196,564,000	74
ABD91	30-Apr-2008	34,563,000	90

**ABACAS Series 4 Roll Dates**



**Weighted Average Tenure of Outstanding Debt Instruments** **2,720,742,000** **37.24 days**

**Underlying Assets**

Code	Asset	Issue	WAL Maturity	WAL	Benchmark	Rating	Nominal Value	Weighting
<b>ABS: Commercial Mortgage Backed Securities</b>								
VIP1A1	Vukile	07-Nov-2005	07-Nov-2010	2.77	3M Jibar	Aaa.za	35,030,000	1.33%
VIP1A2	Vukile	07-Nov-2005	07-Nov-2012	4.77	3M Jibar	Aaa.za	68,020,000	2.58%
VIP1B1	Vukile	07-Nov-2005	07-Nov-2010	2.77	3M Jibar	Aa1.za	32,780,000	1.24%
VIP1B2	Vukile	07-Nov-2005	07-Nov-2012	4.77	3M Jibar	Aa1.za	26,120,000	0.99%
GPT2A1	Growthpoint 2	01-Dec-2006	01-Sep-2011	3.59	3M Jibar	Aaa.za	200,000,000	7.59%
GPT3A1	Growthpoint 3	10-Nov-2006	01-Nov-2009	1.75	3M Jibar	Aaa.za	200,000,000	7.59%
<b>ABS: Auto Loan Receivables</b>								
AUTO44	Auto Loans IVA4	31-Oct-2005	13-Jul-2008	0.45	3M Jibar	Aaa.za	33,600,000	1.28%
N1A809	Nitro 1	28-Mar-2006	12-Sep-2008	0.62	3M Jibar	Aaa.za	10,400,000	0.39%
N1A812	Nitro 1	28-Mar-2006	12-Dec-2008	0.87	3M Jibar	Aaa.za	20,000,000	0.76%
N1A903	Nitro 1	28-Mar-2006	12-Mar-2009	1.11	3M Jibar	Aaa.za	13,000,000	0.49%
VF2A6	Accelerator Fund 2	22-Aug-2006	18-Mar-2009	1.13	3M Jibar	Aaa.za	123,000,000	4.67%
N3A010	Nitro 3	15-May-2007	12-Oct-2010	2.70	3M Jibar	Aaa.za	158,000,000	6.00%
N3A101	Nitro 3	15-May-2007	12-Jan-2011	2.95	3M Jibar	Aaa.za	33,000,000	1.25%
<b>ABS: Residential Mortgage Backed Securities</b>								
BLG1A2	Blue Granite	28-Oct-2005	21-Nov-2010	2.81	3M Jibar	Aaa.za	500,000,000	18.98%
BLG1B	Blue Granite	28-Oct-2005	21-Nov-2015	7.81	3M Jibar	Aa1.za	28,000,000	1.06%
THE3A	Thekwini 3	21-Nov-2005	12-Feb-2008	0.03	3M Jibar	Aaa.za	97,370,570	3.70%
PRM1A1	Private Residential	15-Dec-2006	15-Nov-2010	2.79	3M Jibar	Aaa.za	574,000,000	21.79%
PRM1B1	Private Residential	15-Dec-2006	15-Nov-2010	2.79	3M Jibar	Aa1.za	33,000,000	1.25%
BLG3A2	Blue Granite 3	09-Nov-2006	30-Oct-2011	3.75	3M Jibar	Aaa.za	392,000,000	14.88%
BLG3B	Blue Granite 3	09-Nov-2006	30-Oct-2011	3.75	3M Jibar	Aa1.za	57,000,000	2.16%
<b>Total Assets in Portfolio</b>				<b>2.82 years</b>			<b>2,634,320,570</b>	<b>100.00%</b>



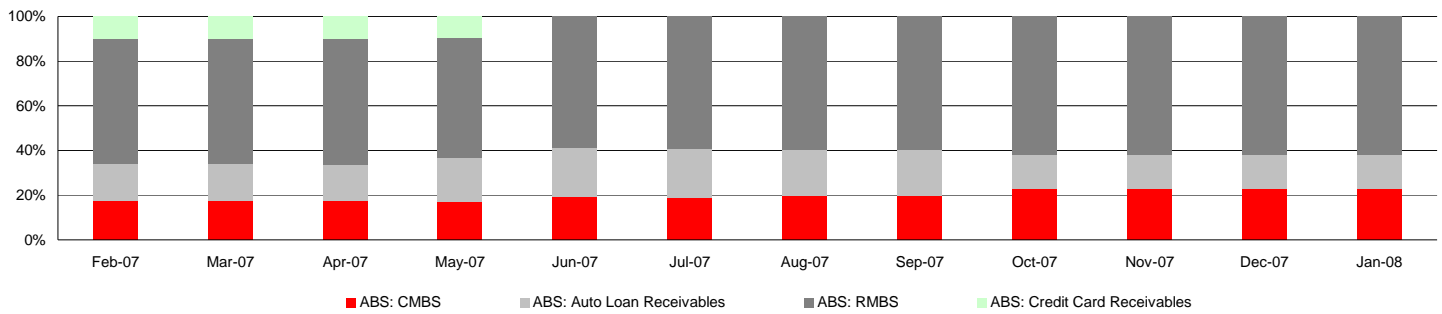
## ASSET BACKED ARBITRAGED SECURITIES (PROPRIETARY) LIMITED

(Incorporated with limited liability under Registration Number 2002/019991/07 in the Republic of South Africa)

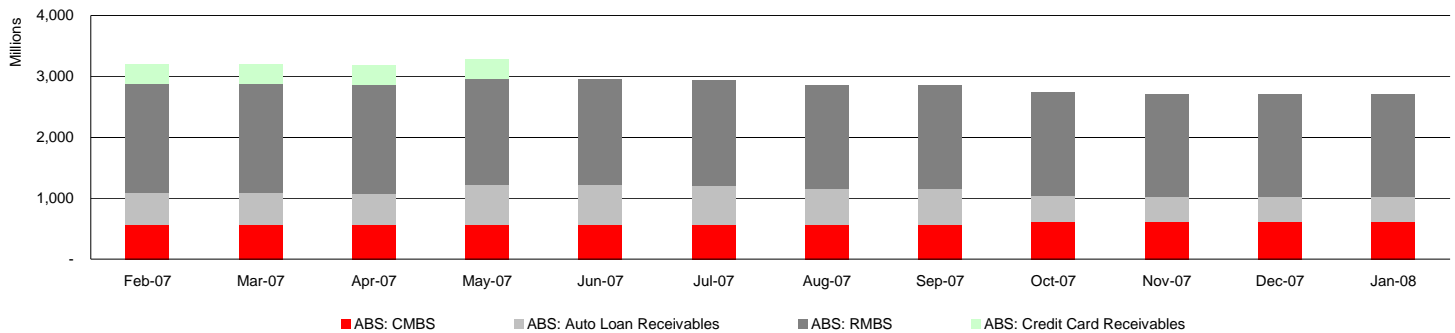
ABACAS Horizon Series (Series 4)

31 January 2008


### Asset Pool Composition



### Asset Growth



### Credit Concentration of Assets



AAA	94.54%
AA+ to AA	5.46%
AA- to A+	0.00%
A to A-	0.00%
BBB+ to BBB-	0.00%
BB+ or lower	0.00%
Unrated	0.00%

### Other

#### Liquidity Facility Provider

Name	ABSA Capital
Rating	P-1.za
Available Facility	2,721 (ZAR Million)
Drawn amount	0.00 (ZAR Million)

#### Credit Enhancement Facility Provider

Name	ABSA Capital
Rating	P-1.za
Available Facility	0.00 (ZAR Million)
Drawn amount	0.00 (ZAR Million)

#### Hedge Counterparty

Name	ABSA Capital
Rating	P-1.za

### Contact Details

**Consultant: Securitisation**  
Kuvshen Chetty  
Tel: 011 350 8581  
E-mail: kuvshenc@absa.co.za

**Consultant: Securitisation**  
Zenelle Stofberg  
Tel: 011 350 2671  
E-mail: zenelles@absa.co.za

**Product Controller**  
Sanuta Singh  
Tel: 011 350 8940  
E-mail: sanutas@absa.co.za

**Product Accountant**  
Suemeshini Ganeshen  
Tel: 011 350 1594  
E-mail: suemeshinig@absa.co.za

**Dealers**  
Correy Jansen van Vuuren  
Tel: 011 350 2349  
E-mail: correyv@absa.co.za

Owen Schultz  
Tel: 011 350 2393  
E-mail: owen.schultz@absa.co.za

### Disclaimer: Copyright 2007. Publisher: Absa Bank Limited. All rights reserved.

The information in this document is derived from sources which are regarded as accurate and reliable and Absa Capital, a division of Absa Bank Limited ("Absa Capital") does not guarantee the accuracy and/or completeness of said information. No responsibility for any error, omission or loss sustained by any person acting or refraining from acting as a result of this document is accepted by Absa and/or the author/s of the material. Past performance is not an indication of future performance and future returns are not guaranteed. No part hereof in any way constitutes advice or a recommendation on any decision by any party using the document relating to any of the financial products or solutions that Absa Capital offers from time to time. It is recommended that independent detailed advice (i.e. tax, accounting, legal and financial advice) be obtained in each case prior to placing any reliance or acting on the information contained in this document.

This report has been prepared for general communication and information purposes only and may not be construed as an offer to buy or sell or a solicitation of an offer to buy or sell any financial instruments referred to herein, or to participate in any particular trading strategy in any jurisdiction in relation to such financial instruments. Any additional information regarding any financial instruments and/or financial products reviewed in this report is available upon request. Any unauthorised use or disclosure of this report is prohibited. Absa and/or its subsidiaries and/or affiliates may act as bankers, arrangers and/or advisors to issuers and/or market makers in financial instruments issued by such issuers as listed in this publication. Absa Capital is an authorised Financial Services Provider.

#### Manager certification:

The author/s as listed in this publication certifies that no part of its/their compensation was, is or will be, either directly or indirectly, related to the information expressed in this document.

Affiliated with BARCLAYS CAPITAL

ABSA CAPITAL