



**ASSET BACKED ARBITRAGED SECURITIES (PROPRIETARY) LIMITED**

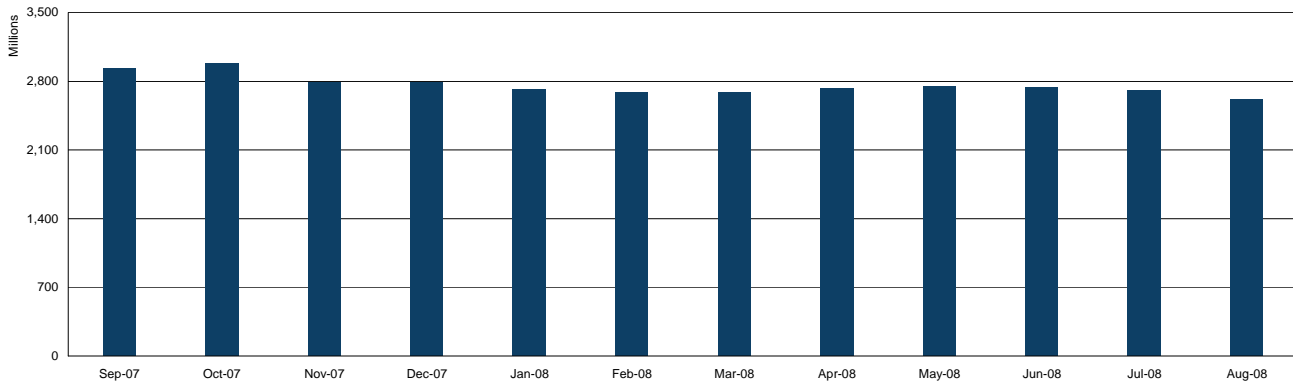
(Incorporated with limited liability under Registration Number 2002/019991/07 in the Republic of South Africa)

**ABACAS Horizon Series (Series 4)**

**31 August 2008**

Debt Instruments Outstanding									
Stock Code	Certificate Number	Moody's	Issue Date	Maturity Date	Days to Maturity	Issue Price	Face Value	Weighting	
ABD119	S4 / CP00119	P-1.za	20-Jun-2008	22-Sep-2008	22	123,000,000	126,995,000	4.85%	
ABD122	S4 / CP00122	P-1.za	14-Jul-2008	13-Oct-2008	43	236,108,434	243,683,000	9.31%	
AD125U	S4 / CP00125	P-1.za	30-Jul-2008	30-Oct-2008	60	449,000,000	463,199,000	17.70%	
AD126U	S4 / CP00126	P-1.za	31-Jul-2008	31-Oct-2008	61	18,900,000	19,469,000	0.74%	
AD127U	S4 / CP00127	P-1.za	1-Aug-2008	3-Nov-2008	64	200,000,000	206,451,000	7.89%	
AD128U	S4 / CP00128	P-1.za	1-Aug-2008	1-Sep-2008	1	200,000,000	202,080,000	7.72%	
AD129U	S4 / CP00129	P-1.za	7-Aug-2008	7-Nov-2008	68	161,950,000	167,084,000	6.39%	
AD130U	S4 / CP00130	P-1.za	12-Aug-2008	12-Nov-2008	73	27,816,000	28,731,000	1.10%	
AD131U	S4 / CP00131	P-1.za	12-Aug-2008	12-Sep-2008	12	43,400,000	43,848,000	1.68%	
AD132U	S4 / CP00132	P-1.za	15-Aug-2008	17-Nov-2008	78	507,000,000	523,191,000	20.00%	
AD133U	S4 / CP00133	P-1.za	21-Aug-2008	21-Nov-2008	82	46,175,149	47,626,000	1.82%	
AD134U	S4 / CP00134	P-1.za	25-Aug-2008	24-Nov-2008	85	528,000,000	544,228,000	20.80%	
<b>Total Debt Instrument Outstanding</b>					<b>61.39 days</b>	<b>2,541,349,583</b>	<b>2,616,585,000</b>	<b>100.00%</b>	

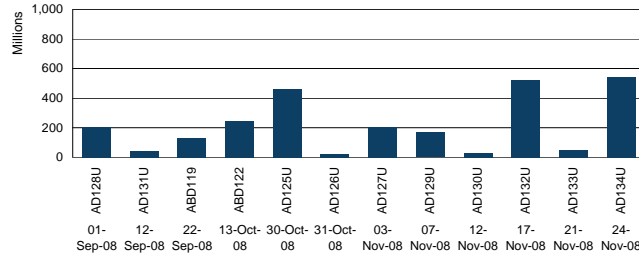
**Face Value of Outstanding Debt Instruments**



**Upcoming Debt Instruments Maturities**

Code	Maturity Date	Face Value	Days to Maturity
ABD119	22-Sep-2008	126,995,000	22
ABD122	13-Oct-2008	243,683,000	43
AD125U	30-Oct-2008	463,199,000	60
AD126U	31-Oct-2008	19,469,000	61
AD127U	3-Nov-2008	206,451,000	64
AD128U	1-Sep-2008	202,080,000	1
AD129U	7-Nov-2008	167,084,000	68
AD130U	12-Nov-2008	28,731,000	73
AD131U	12-Sep-2008	43,848,000	12
AD132U	17-Nov-2008	523,191,000	78
AD133U	21-Nov-2008	47,626,000	82
AD134U	24-Nov-2008	544,228,000	85

**ABACAS Series 4 Roll Dates**



Weighted Average Tenure of Outstanding Debt Instruments **2,616,585,000** **61.39 days**

**Underlying Assets**

Code	Asset	Issue	WAL Maturity	WAL	Benchmark	Rating	Nominal Value	Weighting
<b>ABS: Commercial Mortgage Backed Securities</b>								
VIP1A1	Vukile	07-Nov-2005	07-Nov-2010	2.19	3M Jibar	Aaa.za	35,030,000	1.38%
VIP1A2	Vukile	07-Nov-2005	07-Nov-2012	4.19	3M Jibar	Aaa.za	68,020,000	2.68%
VIP1B1	Vukile	07-Nov-2005	07-Nov-2010	2.19	3M Jibar	Aa1.za	32,780,000	1.29%
VIP1B2	Vukile	07-Nov-2005	07-Nov-2012	4.19	3M Jibar	Aa1.za	26,120,000	1.03%
GPT2A1	Growthpoint 2	01-Dec-2006	01-Sep-2011	3.00	3M Jibar	Aaa.za	200,000,000	7.87%
GPT3A1	Growthpoint 3	10-Nov-2006	01-Nov-2009	1.17	3M Jibar	Aaa.za	200,000,000	7.87%
<b>ABS: Auto Loan Receivables</b>								
AUTO44	Auto Loans IVA4	31-Oct-2005	30-Apr-2009	0.66	3M Jibar	Aaa.za	18,900,000	0.74%
N1A809	Nitro 1	28-Mar-2006	12-Sep-2008	0.03	3M Jibar	Aaa.za	10,400,000	0.41%
N1A812	Nitro 1	28-Mar-2006	12-Dec-2008	0.28	3M Jibar	Aaa.za	20,000,000	0.79%
N1A903	Nitro 1	28-Mar-2006	12-Mar-2009	0.53	3M Jibar	Aaa.za	13,000,000	0.51%
VF2A6	Accelerator Fund 2	22-Aug-2006	18-Mar-2009	0.55	3M Jibar	Aaa.za	105,788,913	4.16%
N3A010	Nitro 3	15-May-2007	12-Oct-2010	2.12	3M Jibar	Aaa.za	158,000,000	6.22%
N3A101	Nitro 3	15-May-2007	12-Jan-2011	2.37	3M Jibar	Aaa.za	33,000,000	1.30%
NIT3B	Nitro 3	14-Apr-2008	12-Jan-2011	2.37	3M Jibar	Aa2.za	45,108,433	1.77%
NIT2B	Nitro 3	12-May-2008	12-Aug-2010	1.95	3M Jibar	Aa2.za	27,816,000	1.09%
<b>ABS: Residential Mortgage Backed Securities</b>								
BLG1A2	Blue Granite	28-Oct-2005	21-Nov-2010	2.22	3M Jibar	Aaa.za	500,000,000	19.67%
BLG1B	Blue Granite	28-Oct-2005	21-Nov-2015	7.23	3M Jibar	Aa1.za	28,000,000	1.10%
THE3A	Thekwini 3	21-Nov-2005	12-Oct-2008	0.12	3M Jibar	Aaa.za	46,175,149	1.82%
PRM1A1	Private Residential	15-Dec-2006	15-Nov-2010	2.21	3M Jibar	Aaa.za	474,000,000	18.65%
PRM1B1	Private Residential	15-Dec-2006	15-Nov-2010	2.21	3M Jibar	Aa1.za	33,000,000	1.30%
BLG3A2	Blue Granite 3	09-Nov-2006	30-Oct-2011	3.16	3M Jibar	Aaa.za	392,000,000	15.42%
BLG3B	Blue Granite 3	09-Nov-2006	30-Oct-2011	3.16	3M Jibar	Aa1.za	57,000,000	2.24%
Money Market	Floating Rate Investment	23-Jun-2008	20-Sep-2008	0.05	3M Jibar	F1+(zaf) rating confirmed	17,211,087	0.68%
<b>Total Assets in Portfolio</b>					<b>2.32 years</b>		<b>2,541,349,583</b>	<b>100.00%</b>



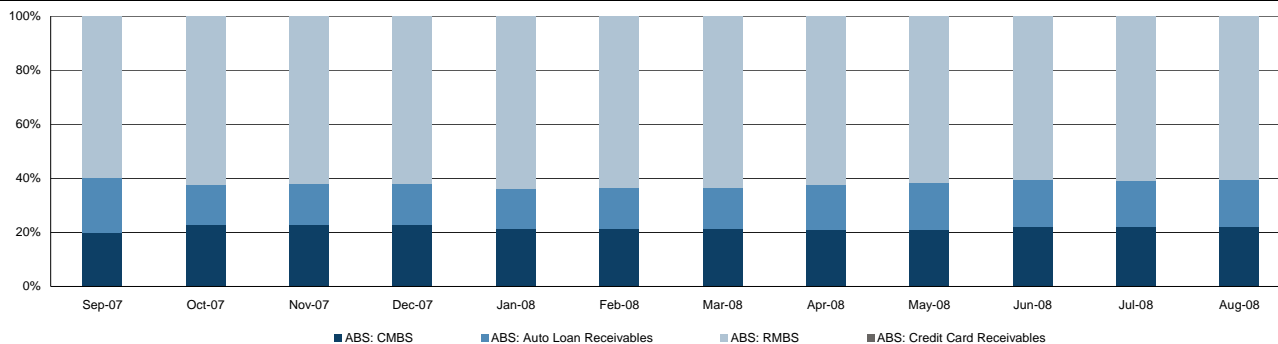
**ASSET BACKED ARBITRAGED SECURITIES (PROPRIETARY) LIMITED**

(Incorporated with limited liability under Registration Number 2002/019991/07 in the Republic of South Africa)

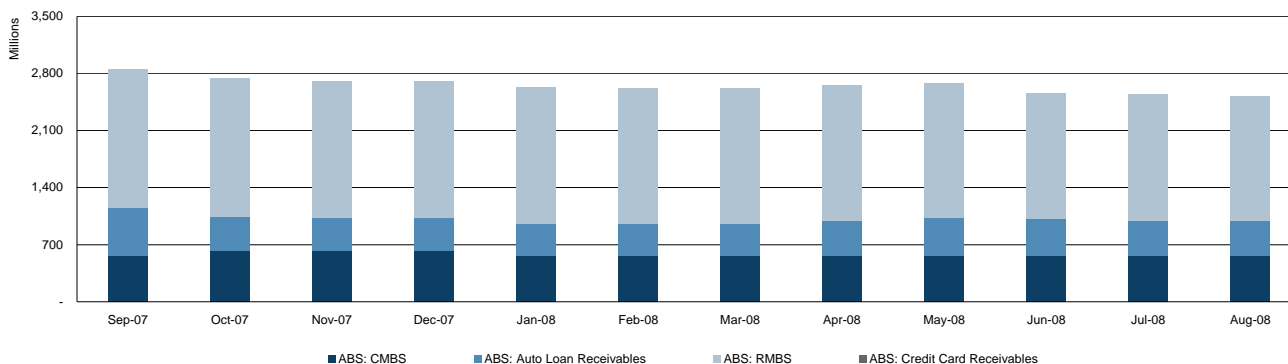
**ABACAS Horizon Series (Series 4)**

**31 August 2008**

**Asset Pool Composition**



**Asset Growth**



**Credit Concentration of Assets**



**Other**

**Liquidity Facility Provider**

Name	ABSA Capital
Rating	P-1.za
Available Facility	2,617 (ZAR Million)
Drawn amount	0.00 (ZAR Million)

**Credit Enhancement Facility Provider**

Name	ABSA Capital
Rating	P-1.za
Available Facility	0.00 (ZAR Million)
Drawn amount	0.00 (ZAR Million)

**Hedge Counterparty**

Name	ABSA Capital
Rating	P-1.za

**Contact Details**

**Conduit Management**

Kuveshen Chetty  
Tel: 011 350 8581  
E-mail: kuveshenc@absa.co.za

**Conduit Management**

Zenelle Stofberg  
Tel: 011 350 2671  
E-mail: zenelles@absa.co.za

**Product Accountant**

Bridgett Baker - Moonsamy  
Tel: 011 350 8626  
E-mail: bridgettb@absa.co.za

**Product Accountant**

Suemeshini Ganeshen  
Tel: 011 350 1594  
E-mail: suemeshini@absa.co.za

**Dealer**

Correy Jansen van Vuuren  
Tel: 011 350 2349  
E-mail: correyv@absa.co.za

**Dealer**

Nicolene Ramsunder  
Tel: 011 350 2365  
E-mail: nicolene.ramsunder@absa.co.za

**Disclaimer: Copyright 2008, Publisher: Absa Bank Limited. All rights reserved.**

The information in this document is derived from sources which are regarded as accurate and reliable and Absa Capital, a division of Absa Bank Limited ("Absa Capital") does not guarantee the accuracy and/or completeness of said information. No responsibility for any error, omission or loss sustained by any person acting or refraining from acting as a result of this document is accepted by Absa and/or the author/s of the material. Past performance is not an indication of future performance and future returns are not guaranteed. No part hereof in any way constitutes advice or a recommendation on any decision by any party using the document relating to any of the financial products or solutions that Absa Capital offers from time to time. It is recommended that independent detailed advice (i.e. tax, accounting, legal and financial advice) be obtained in each case prior to placing any reliance or acting on the information contained in this document.

This report has been prepared for general communication and information purposes only and may not be construed as an offer to buy or sell or a solicitation of an offer to buy or sell any financial instruments referred to herein, or to participate in any particular trading strategy in any jurisdiction in relation to such financial instruments. Any additional information regarding any financial instruments and/or financial products reviewed in this report is available upon request. Any unauthorised use or disclosure of this report is prohibited. Absa and/or its subsidiaries and/or affiliates may act as bankers, arrangers and/or advisors to issuers and/or market makers in financial instruments issued by such issuers as listed in this publication. Absa Capital is an authorised Financial Services Provider.

**Manager certification:**

The author/s as listed in this publication certifies that no part of its/their compensation was, is or will be, either directly or indirectly, related to the information expressed in this document.



ABSA CAPITAL, a division of ABSA BANK LIMITED, Reg No 1996/004794/06  
ABSABANK LIMITED, ABSA BANK LIMITED, ABSA BANK LIMITED, ABSA BANK LIMITED