



## ASSET BACKED ARBITRATED SECURITIES (PROPRIETARY) LIMITED

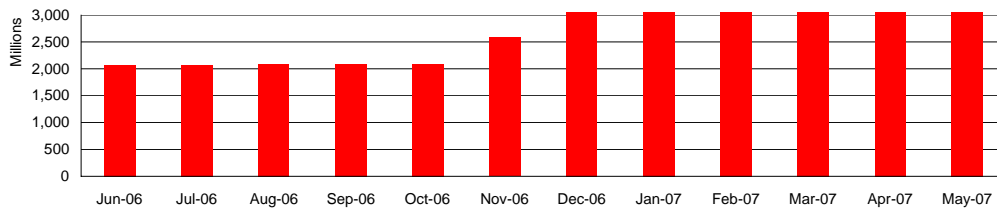
(Incorporated with limited liability under Registration Number 2002/019991/07 in the Republic of South Africa)

### ABACAS Horizon Series (Series 4)

31 May 2007

Commercial Paper Outstanding									
Stock Code	Certificate Number	Moody's	Issue Date	Maturity Date	Days to Maturity	Issue Price	Face Value	Weighting	
ABD51	S4 / CP00051	P-1.za	1-Mar-2007	1-Jun-2007	1	200,000,000	204,625,000	6.11%	
ABD52	S4 / CP00052	P-1.za	12-Mar-2007	12-Jun-2007	12	43,400,000	44,402,000	1.33%	
ABD53	S4 / CP00053	P-1.za	20-Mar-2007	20-Jun-2007	20	123,000,000	125,854,000	3.76%	
ABD54	S4 / CP00054	P-1.za	2-Apr-2007	2-Jul-2007	32	320,000,000	327,399,000	9.77%	
ABD55	S4 / CP00055	P-1.za	30-Apr-2007	30-Jul-2007	60	449,000,000	459,375,000	13.71%	
ABD56	S4 / CP00056	P-1.za	30-Apr-2007	31-Jul-2007	61	73,500,000	75,217,000	2.25%	
ABD57	S4 / CP00057	P-1.za	2-May-2007	1-Aug-2007	62	200,000,000	204,622,000	6.11%	
ABD58	S4 / CP00058	P-1.za	7-May-2007	7-Aug-2007	68	161,950,000	165,783,000	4.95%	
ABD59	S4 / CP00059	P-1.za	15-May-2007	15-Aug-2007	76	826,936,217	846,287,000	25.26%	
ABD60	S4 / CP00060	P-1.za	15-May-2007	12-Jul-2007	42	191,000,000	193,792,000	5.78%	
ABD61	S4 / CP00061	P-1.za	21-May-2007	21-Aug-2007	82	158,548,620	162,265,000	4.84%	
ABD62	S4 / CP00062	P-1.za	24-May-2007	24-Aug-2007	85	528,000,000	540,377,000	16.13%	
<b>Total CP Outstanding</b>						<b>60 days</b>	<b>3,275,334,837</b>	<b>3,349,998,000</b>	<b>100.00%</b>

### Face Value of Outstanding CP



### Upcoming CP Maturities

Code	Maturity Date	Face Value	Days to Maturity
ABD51	1-Jun-2007	204,625,000	1
ABD52	12-Jun-2007	44,402,000	12
ABD53	20-Jun-2007	125,854,000	20
ABD54	2-Jul-2007	327,399,000	32
ABD55	30-Jul-2007	459,375,000	60
ABD56	31-Jul-2007	75,217,000	61
ABD57	1-Aug-2007	204,622,000	62
ABD58	7-Aug-2007	165,783,000	68
ABD59	15-Aug-2007	846,287,000	76
ABD60	12-Jul-2007	193,792,000	42
ABD61	21-Aug-2007	162,265,000	82
ABD62	24-Aug-2007	540,377,000	85

**Weighted Average Tenure of Outstanding CP**

**3,349,998,000      60 days**

#### ABACAS Series 4 Roll Dates

Roll Date	Value (Millions)
01-Jun-2007	150
12-Jun-2007	50
20-Jun-2007	100
02-Jul-2007	300
30-Jul-2007	450
31-Jul-2007	100
01-Aug-2007	150
07-Aug-2007	150
15-Aug-2007	800
12-Jul-2007	150
21-Aug-2007	150
24-Aug-2007	500

### Underlying Assets

Code	Asset	Issue	WAL	Maturity	WAL	Benchmark	Rating	Nominal Value	Weighting
<b>ABS: Commercial Mortgage Backed Securities</b>									
VIP1A1	Vukile	07-Nov-2005	07-Nov-2010	3.44	3M Jibar	Aaa.za		35,030,000	1.07%
VIP1A2	Vukile	07-Nov-2005	07-Nov-2012	5.44	3M Jibar	Aaa.za		68,020,000	2.08%
VIP1B1	Vukile	07-Nov-2005	07-Nov-2010	3.44	3M Jibar	Aa2.za		32,780,000	1.00%
VIP1B2	Vukile	07-Nov-2005	07-Nov-2012	5.44	3M Jibar	Aa2.za		26,120,000	0.80%
GPT2A1	Growthpoint 2	01-Dec-2006	01-Sep-2011	4.26	3M Jibar	Aaa.za		200,000,000	6.11%
GPT3A1	Growthpoint 3	10-Nov-2006	01-Nov-2009	2.42	3M Jibar	Aaa.za		200,000,000	6.11%
<b>ABS: Credit Card Receivables</b>									
CARDA8	OnTheCards	30-Jun-2005	30-Jun-2008	1.08	3M Jibar	Aaa.za		200,000,000	6.11%
CARDA9	OnTheCards	30-Jun-2006	30-Jun-2009	2.08	3M Jibar	Aaa.za		200,000,000	3.66%
<b>ABS: Auto Loan Receivables</b>									
AUTO44	Auto Loans IVA4	31-Oct-2005	15-May-2008	0.96	3M Jibar	Aaa.za		73,500,000	2.24%
CAR1A2	Cars 1	15-Nov-2005	08-Apr-2008	0.86	3M Jibar	Aaa.za		219,936,217	6.71%
N1A809	Nitro 1	28-Mar-2006	12-Sep-2008	1.29	3M Jibar	Aaa.za		10,400,000	0.32%
N1A812	Nitro 1	28-Mar-2006	12-Dec-2008	1.54	3M Jibar	Aaa.za		20,000,000	0.61%
N1A903	Nitro 1	28-Mar-2006	12-Mar-2009	1.78	3M Jibar	Aaa.za		13,000,000	0.40%
VF2A6	Accelerator Fund 2	22-Aug-2006	3-Mar-2009	1.76	3M Jibar	Aaa.za		123,000,000	3.76%
N3A010	Nitro 3	15-May-2007	12-Oct-2010	3.37	3M Jibar	Aaa.za		158,000,000	4.82%
N3A101	Nitro 3	15-May-2007	12-Jan-2011	3.62	3M Jibar	Aaa.za		33,000,000	1.01%
<b>ABS: Residential Mortgage Backed Securities</b>									
BLG1A2	Blue Granite	28-Oct-2005	21-Nov-2010	3.48	3M Jibar	Aaa.za		500,000,000	15.27%
BLG1B	Blue Granite	28-Oct-2005	21-Nov-2015	8.48	3M Jibar	Aa2.za		28,000,000	0.85%
THE3A	Thekwini 3	21-Nov-2005	12-Feb-2008	0.70	3M Jibar	Aaa.za		158,548,621	4.84%
PRM1A1	Private Residential	15-Dec-2006	15-Nov-2010	3.46	3M Jibar	Aaa.za		574,000,000	17.52%
PRM1B1	Private Residential	15-Dec-2006	15-Nov-2010	3.46	3M Jibar	Aa2.za		33,000,000	1.01%
BLG3A2	Blue Granite 3	09-Nov-2006	30-Oct-2011	4.42	3M Jibar	Aaa.za		392,000,000	11.97%
BLG3B	Blue Granite 3	09-Nov-2006	30-Oct-2011	4.42	3M Jibar	Aa.za		57,000,000	1.74%
<b>Total Assets in Portfolio</b>					<b>3.03 years</b>			<b>3,275,334,838</b>	<b>100.00%</b>



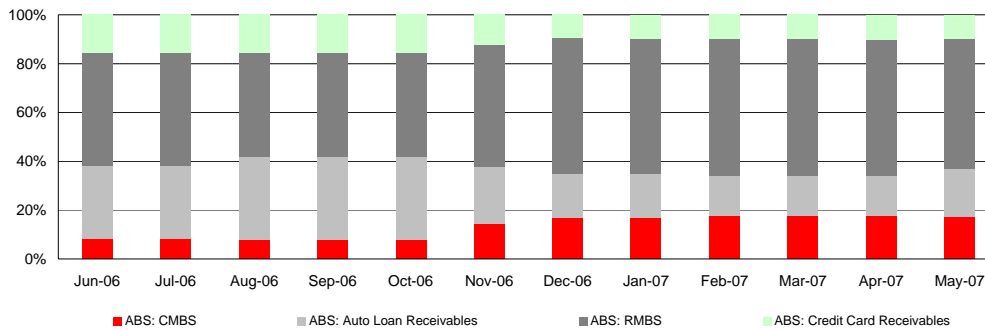
## ASSET BACKED ARBITRAGED SECURITIES (PROPRIETARY) LIMITED

(Incorporated with limited liability under Registration Number 2002/019991/07 in the Republic of South Africa)

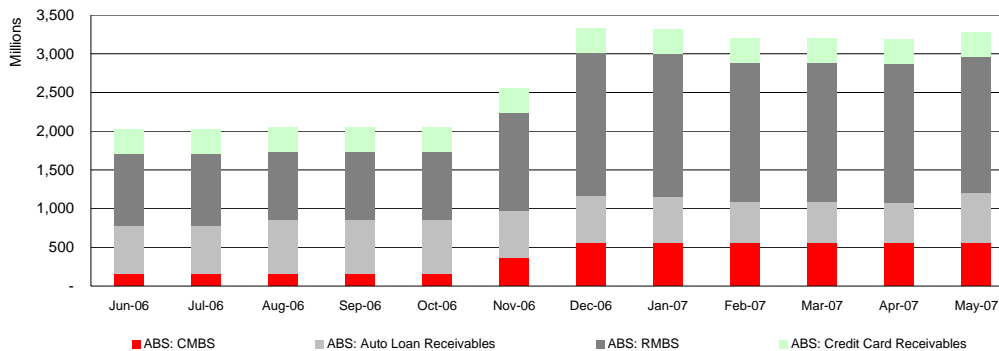
**ABACAS Horizon Series (Series 4)**

**31 May 2007**

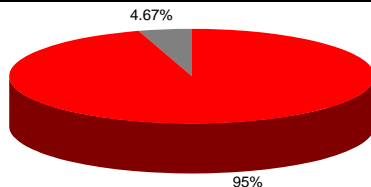
### Asset Pool Composition



### Asset Growth



### Credit Concentration of Assets



AAA	95.33%
AA+ to AA	4.67%
AA- to A+	0.00%
A to A-	0.00%
BBB+ to BBB-	0.00%
BB+ or lower	0.00%
Unrated	0.00%

### Other

Liquidity Facility Provider		Credit Enhancement Facility Provider	
Name	ABSA Capital	Name	ABSA Capital
Rating	P-1.za	Rating	P-1.za
Available Facility	3,350 (ZAR Million)	Available Facility	0.00 (ZAR Million)
Drawn amount	0.00 (ZAR Million)	Drawn amount	0.00 (ZAR Million)

### Hedge Counterparty

Name	ABSA Capital
Rating	P-1.za

### Contact Details

<b>Conduit Manager</b> Kuvshen Chetty Tel: 011 350 8581 E-mail: kuvshenc@absa.co.za	<b>Consultant: Securitisation</b> Zenelle Stofberg Tel: 011 350 2671 E-mail: zenelles@absa.co.za	<b>Product Controller</b> Ajay Mistry Tel: 011 350 8963 E-mail: ajaym@absa.co.za	<b>Product Accountant</b> Suemeshini Ganeshan Tel: 011 350 1594 E-mail: suemeshinig@absa.co.za
--	---	---	---

### Dealers

Correy Jansen van Vuuren Tel: 011 350 2349 E-mail: correyv@absa.co.za	Owen Schultz Tel: 011 350 2393 E-mail: owen.schultz@absa.co.za
---	--

### Disclaimer: Copyright 2007. Publisher: Absa Bank Limited. All rights reserved.

The information in this document is derived from sources which are regarded as accurate and reliable and Absa Bank Limited ("Absa") does not guarantee the accuracy and/or completeness of said information. No responsibility for any error, omission or loss sustained by any person acting or refraining from acting as a result of this document is accepted by Absa and/or the author/s of the material. Past performance is not an indication of future performance and future returns are not guaranteed. It is recommended that independent detailed advice (i.e. tax, accounting, legal and financial advice) be obtained in each case prior to placing any reliance or acting on the information contained in this document.

This report has been prepared for general communication and information purposes only and may not be construed as an offer to buy or sell or a solicitation of an offer to buy or sell any financial instruments referred to herein, or to participate in any particular trading strategy in any jurisdiction in relation to such financial instruments. Any additional information regarding any financial instruments and/or financial products reviewed in this report is available upon request. Any unauthorised use or disclosure of this report is prohibited. Absa and/or its subsidiaries and/or affiliates may act as bankers, arrangers and/or advisors to issuers and/or market makers in financial instruments issued by such issuers as listed in this publication.

### Manager certification:

The author/s as listed in this publication certifies that no part of its/their compensation was, is or will be, either directly or indirectly, related to the information expressed in this document.

