



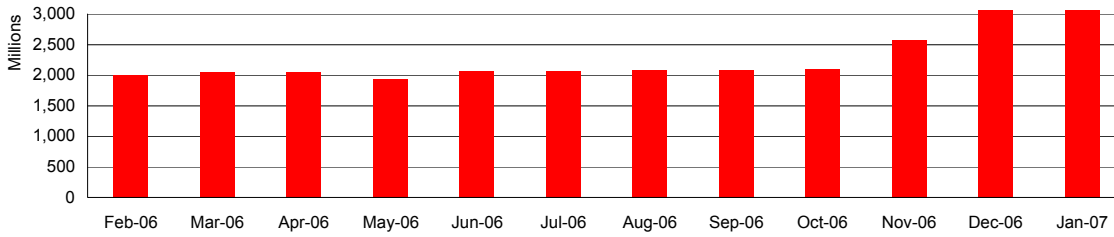
## ASSET BACKED ARBITRAGED SECURITIES (PROPRIETARY) LIMITED

(Incorporated with limited liability under Registration Number 2002/019991/07 in the Republic of South Africa)

### ABACAS Horizon Series (Series 4) 31 January 2007

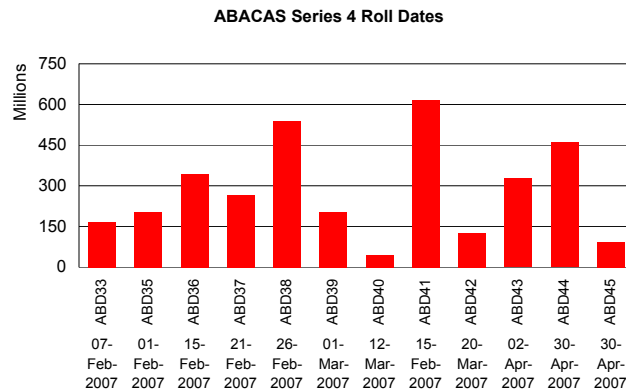
Commercial Paper Outstanding									
Stock Code	Certificate Number	Moody's	Issue Date	Maturity Date	Days to Maturity	Issue Price	Face Value	Weighting	
ABD33	S4 / CP00033	P-1.za	7-Nov-2006	7-Feb-2007	7	161,950,000	165,573,000	4.89%	
ABD35	S4 / CP00035	P-1.za	10-Nov-2006	1-Feb-2007	1	200,000,000	204,039,000	6.02%	
ABD36	S4 / CP00036	P-1.za	15-Nov-2006	15-Feb-2007	15	334,978,079	342,494,000	10.11%	
ABD37	S4 / CP00037	P-1.za	21-Nov-2006	21-Feb-2007	21	260,522,466	266,382,000	7.86%	
ABD38	S4 / CP00038	P-1.za	24-Nov-2006	26-Feb-2007	26	528,000,000	540,241,000	15.94%	
ABD39	S4 / CP00039	P-1.za	1-Dec-2006	1-Mar-2007	29	200,000,000	204,493,000	6.03%	
ABD40	S4 / CP00040	P-1.za	12-Dec-2006	12-Mar-2007	40	43,400,000	44,386,000	1.31%	
ABD41	S4 / CP00041	P-1.za	15-Dec-2006	15-Feb-2007	15	607,000,000	616,434,000	18.19%	
ABD42	S4 / CP00042	P-1.za	20-Dec-2006	20-Mar-2007	48	123,000,000	125,806,000	3.71%	
ABD43	S4 / CP00043	P-1.za	2-Jan-2007	2-Apr-2007	61	320,000,000	327,299,000	9.66%	
ABD44	S4 / CP00044	P-1.za	30-Jan-2007	30-Apr-2007	89	449,000,000	459,353,000	13.56%	
ABD45	S4 / CP00045	P-1.za	31-Jan-2007	30-Apr-2007	89	90,000,000	92,059,000	2.72%	
<b>Total CP Outstanding</b>					<b>34.9 days</b>	<b>3,317,850,545</b>	<b>3,388,559,000</b>	<b>100.00%</b>	

### Face Value of Outstanding CP



### Upcoming CP Maturities

Code	Maturity Date	Face Value	Days to Maturity
ABD33	7-Feb-2007	165,573,000	7
ABD35	1-Feb-2007	204,039,000	1
ABD36	15-Feb-2007	342,494,000	15
ABD37	21-Feb-2007	266,382,000	21
ABD38	26-Feb-2007	540,241,000	26
ABD39	1-Mar-2007	204,493,000	29
ABD40	12-Mar-2007	44,386,000	40
ABD41	15-Feb-2007	616,434,000	15
ABD42	20-Mar-2007	125,806,000	48
ABD43	2-Apr-2007	327,299,000	61
ABD44	30-Apr-2007	459,353,000	89
ABD45	30-Apr-2007	92,059,000	89



**Weighted Average Tenure of Outstanding CP** **3,388,559,000**    **34.9 days**

### Underlying Assets

Code	Asset	Issue	WAL Maturity	WAL	Benchmark	Rating	Nominal Value	Weighting
<b>ABS: Commercial Mortgage Backed Securities</b>								
VIP1A1	Vukile	07-Nov-2005	07-Nov-2010	3.77	3M Jibar	Aaa.za	35,030,000	1.06%
VIP1A2	Vukile	07-Nov-2005	07-Nov-2012	5.77	3M Jibar	Aaa.za	68,020,000	2.05%
VIP1B1	Vukile	07-Nov-2005	07-Nov-2010	3.77	3M Jibar	Aa2.za	32,780,000	0.99%
VIP1B2	Vukile	07-Nov-2005	07-Nov-2012	5.77	3M Jibar	Aa2.za	26,120,000	0.79%
GPT2A1	Growthpoint 2	01-Dec-2006	01-Sep-2011	4.59	3M Jibar	Aaa.za	200,000,000	6.03%
GPT3A1	Growthpoint 3	10-Nov-2006	01-Nov-2009	2.75	3M Jibar	Aaa.za	200,000,000	6.03%
<b>ABS: Credit Card Receivables</b>								
CARDA8	OnTheCards	30-Jun-2005	30-Jun-2008	1.41	3M Jibar	Aaa.za	200,000,000	6.03%
CARDA9	OnTheCards	30-Jun-2006	30-Jun-2009	2.41	3M Jibar	Aaa.za	120,000,000	3.62%
<b>ABS: Auto Loan Receivables</b>								
AUTO44	Auto Loans IVA4	31-Oct-2005	07-Dec-2007	0.85	3M Jibar	Aaa.za	89,999,700	2.71%
CAR1A2	Cars 1	15-Nov-2005	21-Nov-2007	0.81	3M Jibar	Aaa.za	334,978,079	10.10%
N1A809	Nitro 1	28-Mar-2006	12-Jun-2008	1.36	3M Jibar	Aaa.za	10,400,000	0.31%
N1A812	Nitro 1	28-Mar-2006	12-Dec-2008	1.87	3M Jibar	Aaa.za	20,000,000	0.60%
N1A903	Nitro 1	28-Mar-2006	12-Mar-2009	2.11	3M Jibar	Aaa.za	13,000,000	0.39%
VF2A6	Accelerator Fund 2	22-Aug-2006	20-Sep-2010	3.64	3M Jibar	Aaa.za	123,000,000	3.71%
<b>ABS: Residential Mortgage Backed Securities</b>								
BLG1A2	Blue Granite	28-Oct-2005	13-Apr-2010	3.20	3M Jibar	Aaa.za	500,000,000	15.07%
BLG1B	Blue Granite	28-Oct-2005	26-Apr-2013	6.24	3M Jibar	Aa2.za	28,000,000	0.84%
THE3A	Thekwini 3	21-Nov-2005	29-Oct-2007	0.74	3M Jibar	Aaa.za	260,522,466	7.85%
PRM1A1	Private Residential	15-Dec-2006	15-Nov-2010	3.79	3M Jibar	Aaa.za	574,000,000	17.30%
PRM1B1	Private Residential	15-Dec-2006	15-Nov-2010	3.79	3M Jibar	Aa2.za	33,000,000	0.99%
BLG3A2	Blue Granite 3	09-Nov-2006	30-Oct-2011	4.75	3M Jibar	Aaa.za	392,000,000	11.81%
BLG3B	Blue Granite 3	09-Nov-2006	30-Oct-2011	4.75	3M Jibar	Aa.za	57,000,000	1.72%

**Total Assets in Portfolio** **3.05 years**    **3,317,850,245**    **100.00%**



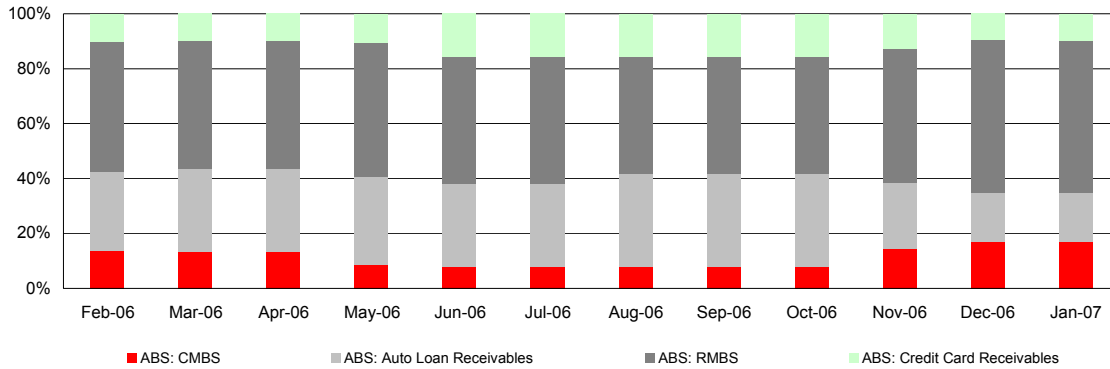
## ASSET BACKED ARBITRAGED SECURITIES (PROPRIETARY) LIMITED

(Incorporated with limited liability under Registration Number 2002/019991/07 in the Republic of South Africa)

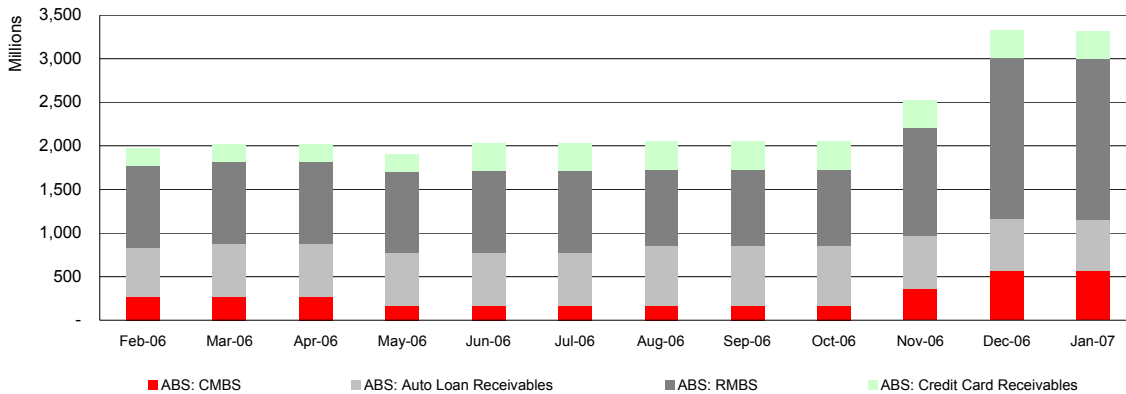
**ABACAS Horizon Series (Series 4)**

**31 January 2007**

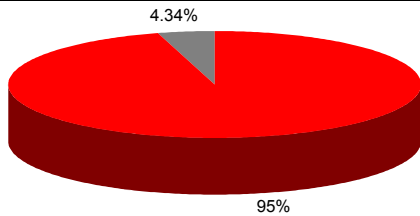
### Asset Pool Composition



### Asset Growth



### Credit Concentration of Assets



AAA	95.66%
AA+ to AA	4.34%
AA- to A+	0.00%
A to A-	0.00%
BBB+ to BBB-	0.00%
BB+ or lower	0.00%
Unrated	0.00%

### Other

#### Liquidity Facility Provider

Name	ABSA Capital
Rating	P-1.za
Available Facility	3,389 (ZAR Million)
Drawn amount	0.00 (ZAR Million)

#### Credit Enhancement Facility Provider

Name	ABSA Capital
Rating	P-1.za
Available Facility	0.00 (ZAR Million)
Drawn amount	0.00 (ZAR Million)

#### Hedge Counterparty

Name	ABSA Capital
Rating	P-1.za

### Contact Details

#### Conduit Manager

Luyolo Poswa  
Tel: 011 350 8390  
E-mail: luyolop@absa.co.za

#### Consultant: Securitisation

Zenelle Stofberg  
Tel: 011 350 2671  
E-mail: zenelles@absa.co.za

#### Product Controller

Kuvshen Chetty  
Tel: 011 350 8581  
E-mail: kuvshenc@absa.co.za

#### Product Accountant

Ajay Mistry  
Tel: 011 350 8963  
E-mail: ajaym@absa.co.za

#### Dealers

Correy Jansen van Vuuren  
Tel: 011 350 2349  
E-mail: correyv@absa.co.za

Esther Bekker  
Tel: 011 350 2349  
E-mail: estherb@absa.co.za

Rob Moody  
Tel: 011 350 2364  
E-mail: robm@absa.co.za

#### Product Accountant

Rendani Ndou  
Tel: 011 350 5733  
E-mail: rendanin@absa.co.za

**Disclaimer: Copyright 2007. Publisher: Absa Bank Limited. All rights reserved.**

The information in this document is derived from sources which are regarded as accurate and reliable and Absa Bank Limited ("Absa") does not guarantee the accuracy and/or completeness of said information. No responsibility for any error, omission or loss sustained by any person acting or refraining from acting as a result of this document is accepted by Absa and/or the author/s of the material. Past performance is not an indication of future performance and future returns are not guaranteed. It is recommended that independent detailed advice (i.e. tax, accounting, legal and financial advice) be obtained in each case prior to placing any reliance or acting on the information contained in this document.

This report has been prepared for general communication and information purposes only and may not be construed as an offer to buy or sell or a solicitation of an offer to buy or sell any financial instruments referred to herein, or to participate in any particular trading strategy in any jurisdiction in relation to such financial instruments. Any additional information regarding any financial instruments and/or financial products reviewed in this report is available upon request. Any unauthorised use or disclosure of this report is prohibited. Absa and/or its subsidiaries and/or affiliates may act as bankers, arrangers and/or advisors to issuers and/or market makers in financial instruments issued by such issuers as listed in this publication.

#### Manager certification:

The author/s as listed in this publication certifies that no part of its/their compensation was, is or will be, either directly or indirectly, related to the information expressed in this document.



**ASSET BACKED ARBITRAGED SECURITIES (PROPRIETARY) LIMITED**

(Incorporated with limited liability under Registration Number 2002/019991/07 in the Republic of South Africa)

**ABACAS Horizon Series (Series 4)**

**31 January 2007**