



ASSET BACKED ARBITRAGED SECURITIES (PROPRIETARY) LIMITED

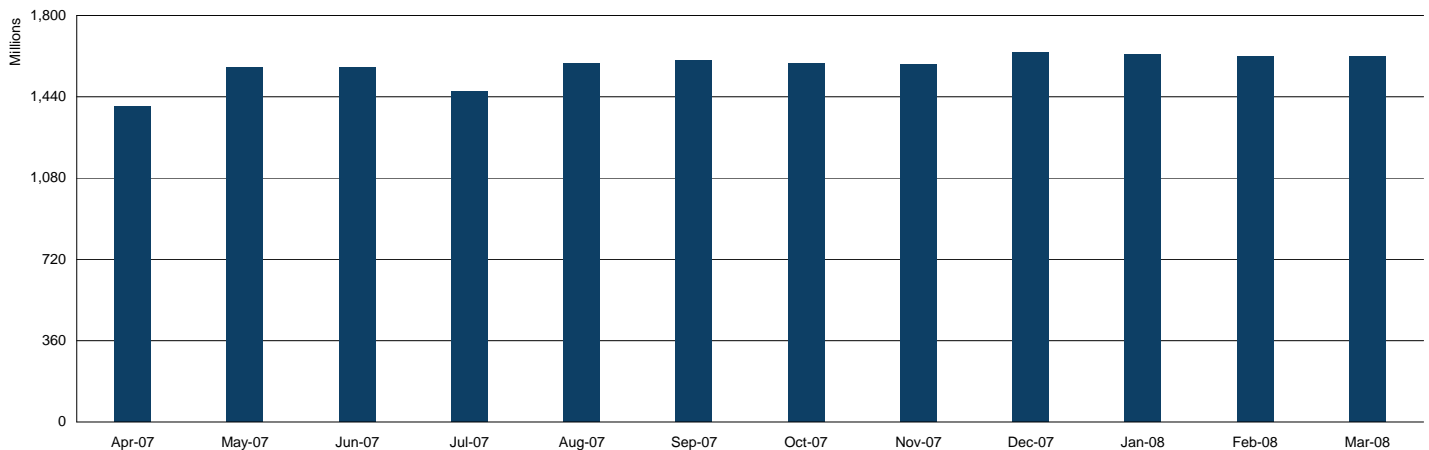
(Incorporated with limited liability under Registration Number 2002/019991/07 in the Republic of South Africa)

ABACAS Latitude Series (Series 3)

31 March 2008

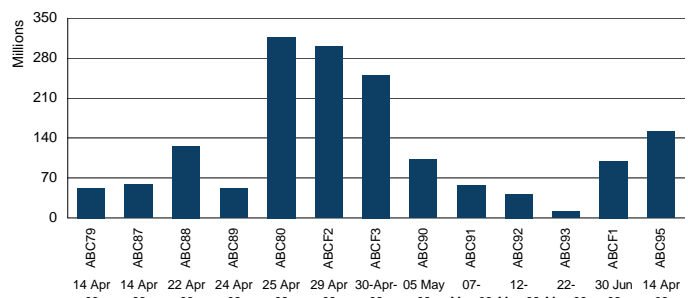
Debt Instruments Outstanding									
Stock Code	Certificate Number	CA-Ratings	Issue Date	Maturity Date	Days to Maturity	Issue Price	Face Value	Weighting	
ABCF1	S3 / FRN001	zaA1	1-Oct-2007	30-Jun-2008	91	100,000,000	100,000,000	6.18%	
ABC79	S3 / CP00079	zaA1	15-Oct-2007	14-Apr-2008	14	50,000,000	52,750,000	3.26%	
ABC80	S3 / CP00080	zaA1	25-Oct-2007	25-Apr-2008	25	300,000,000	316,716,000	19.56%	
ABCF2	S3 / FRN002	zaA1	26-Oct-2007	29-Apr-2008	29	300,000,000	300,000,000	18.53%	
ABCF3	S3 / FRN003	zaA1	31-Oct-2007	30-Apr-2008	30	250,000,000	250,000,000	15.44%	
ABC87	S3 / CP00087	zaA1	14-Jan-2008	14-Apr-2008	14	57,016,429	58,692,000	3.63%	
ABC88	S3 / CP00088	zaA1	22-Jan-2008	22-Apr-2008	22	122,000,000	125,618,000	7.76%	
ABC89	S3 / CP00089	zaA1	24-Jan-2008	24-Apr-2008	24	50,000,000	51,477,000	3.18%	
ABC90	S3 / CP00090	zaA1	4-Feb-2008	5-May-2008	35	100,000,000	102,888,000	6.35%	
ABC91	S3 / CP00091	zaA1	7-Feb-2008	7-May-2008	37	54,860,000	56,439,000	3.49%	
ABC92	S3 / CP00092	zaA1	12-Feb-2008	12-May-2008	42	40,442,329	41,608,000	2.57%	
ABC93	S3 / CP00093	zaA1	22-Feb-2008	22-May-2008	52	11,000,000	11,321,000	0.70%	
ABC95	S3 / CP00095	zaA1	12-Mar-2008	14-Apr-2008	14	150,000,000	151,577,000	9.36%	
Total Debt Instruments Outstanding					30.22 days	1,585,318,758	1,619,086,000	100.00%	

Face Value of Outstanding Debt Instruments



Upcoming Debt Instruments Maturities				
Code	Maturity Date	Face Value	Days to Maturity	Maturity
ABCF1	30-Jun-2008	100,000,000	91	
ABC79	14-Apr-2008	52,750,000	14	
ABC80	25-Apr-2008	316,716,000	25	
ABCF2	29-Apr-2008	300,000,000	29	
ABCF3	30-Apr-2008	250,000,000	30	
ABC87	14-Apr-2008	58,692,000	14	
ABC88	22-Apr-2008	125,618,000	22	
ABC89	24-Apr-2008	51,477,000	24	
ABC90	5-May-2008	102,888,000	35	
ABC91	7-May-2008	56,439,000	37	
ABC92	12-May-2008	41,608,000	42	
ABC93	22-May-2008	11,321,000	52	
ABC95	14-Apr-2008	151,577,000	14	

ABACAS Series 3 Roll Dates



Weighted Average Tenure of Outstanding

Debt Instruments	1,619,086,000	30.22 days
-------------------------	----------------------	-------------------

Underlying Assets									
Code	Asset	Issue	WAL Maturity	WAL	Benchmark	Rating	Nominal Value	Weighting	
COJ01	City of Jo'Burg	13-Apr-2005	13-Apr-2010	2.04	R153	zaA+	50,000,000	3.15%	
LGL1	Liberty Group	12-Sep-2005	12-Sep-2012	4.45	R153	A+(zaf)	150,000,000	9.46%	
VIP1C2	Vukile	07-Nov-2005	07-Nov-2012	4.61	3M Jibar	A1.za	54,860,000	3.46%	
IN03	Inca	18-Nov-2005	11-Jun-2011	3.20	3M Jibar	A1.za	100,000,000	6.31%	
Paramount	Floating Rate Loan	05-May-2006	30-Apr-2010	2.08	3M Jibar	zaA1 Confirmation	250,000,000	15.77%	
NIT2B	Nitro Securitisation 2	08-Sep-2006	12-Aug-2010	2.37	3M Jibar	Aa2.za	40,442,329	2.55%	
Afrox PN 2	Promissory Note	04-May-2007	04-May-2010	2.09	3M Jibar	zaA1 Confirmation	100,000,000	6.31%	
NIT3B	Nitro Securitisation 3	15-May-2007	12-Jan-2011	2.79	3M Jibar	Aa2.za	57,016,429	3.60%	
SHLC1	Sanlam Home Loans 103	01-Aug-2007	22-Oct-2008	0.56	3M Jibar	A(zaf)	33,000,000	2.08%	
SHLC2	Sanlam Home Loans 103	01-Aug-2007	22-Oct-2010	2.56	3M Jibar	A(zaf)	54,000,000	3.41%	
SHLC3	Sanlam Home Loans 103	01-Aug-2007	22-Oct-2012	4.56	3M Jibar	A(zaf)	35,000,000	2.21%	
NQF1C3	Nqaba Finance 1	28-Sep-2007	22-May-2010	2.14	3M Jibar	A(zaf)	11,000,000	0.69%	
Imperial PN	Promissory Note	11-Dec-2007	24-Oct-2008	0.57	3M Jibar	zaA1 Confirmation	50,000,000	3.15%	
Cash	Cash Deposit: Absa	04-Feb-2008	25-Apr-2008	0.07	Jibar	F1+(zaf)	300,000,000	18.92%	
Cash	Cash Deposit: Absa	27-Nov-2007	29-Apr-2008	0.08	Jibar	F1+(zaf)	300,000,000	18.92%	
Total Assets in Portfolio				1.73 years			1,585,318,758	100.00%	



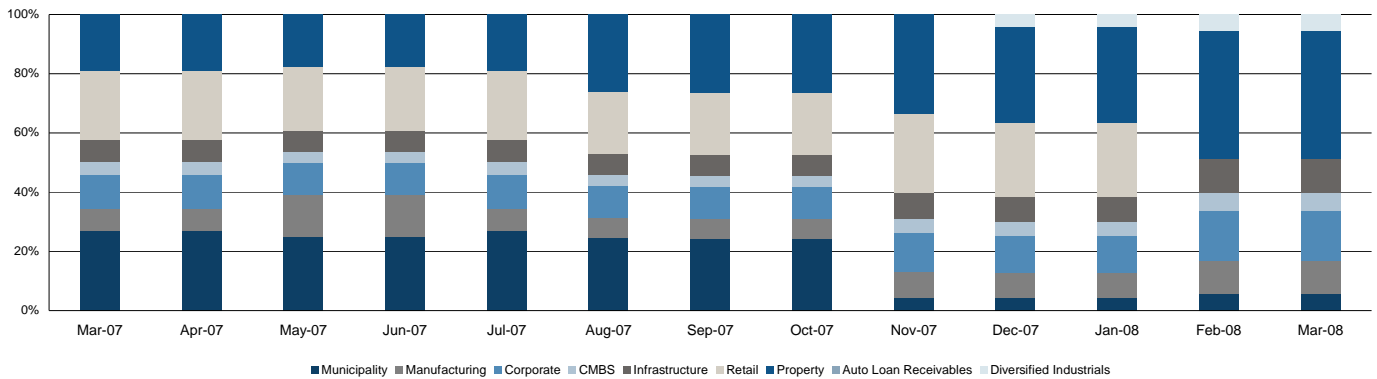
ASSET BACKED ARBITRAGED SECURITIES (PROPRIETARY) LIMITED

(Incorporated with limited liability under Registration Number 2002/019991/07 in the Republic of South Africa)

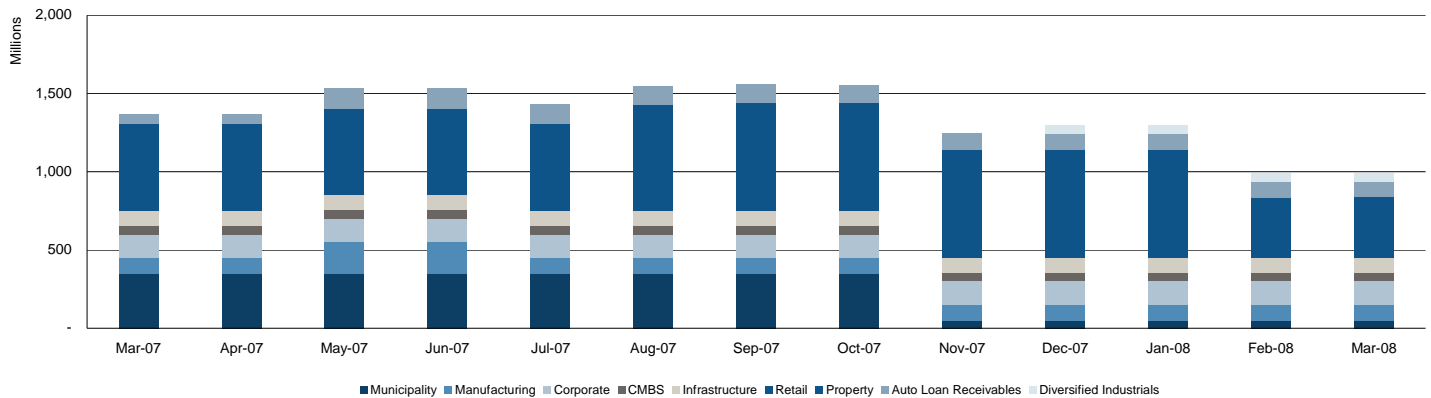
ABACAS Latitude Series (Series 3)

31 March 2008


Asset Pool Composition



Asset Growth



Credit Concentration of Assets



AAA	0.00%
AA+ to AA-	6.15%
A+ to A-	33.93%
zaA1 Confirmation	22.08%
F1+(zaf) Rating Confirmation	37.85%

Other

Liquidity Facility Provider

Name	ABSA Capital
Rating	zaA1+
Available Facility	1,619 (ZAR Million)
Drawn amount	0.00 (ZAR Million)

Credit Enhancement Facility Provider

Name	ABSA Capital
Rating	zaA1+
Available Facility	0 (ZAR Million)
Drawn amount	0.00 (ZAR Million)

Hedge Counterparty

Name	ABSA Capital
Rating	zaA1+

Contact Details

Conduit Management

Kuvshen Chetty
Tel: 011 350 8581
E-mail: kuvshenc@absa.co.za

Conduit Management

Zenelle Stofberg
Tel: 011 350 2671
E-mail: zenelles@absa.co.za

Product Accountant

Bridgett Baker - Moonsamy
Tel: 011 350 8626
E-mail: bridgettb@absa.co.za

Product Accountant

Suemeshini Ganeshen
Tel: 011 350 1594
E-mail: suemeshinig@absa.co.za

Dealer

Correy Jansen van Vuuren
Tel: 011 350 2349
E-mail: correyv@absa.co.za

Dealer

Owen Schultz
Tel: 011 350 2393
E-mail: owen.schultz@absa.co.za

Dealer

Nicolene Ramsunder
Tel: 011 350 2365
E-mail: nicolene.ramsunder@absa.co.za

Disclaimer: Copyright 2008. Publisher: Absa Bank Limited. All rights reserved.

The information in this document is derived from sources which are regarded as accurate and reliable and Absa Bank Limited ("Absa") does not guarantee the accuracy and/or completeness of said information. No responsibility for any error, omission or loss sustained by any person acting or refraining from acting as a result of this document is accepted by Absa and/or the author/s of the material. Past performance is not an indication of future performance and future returns are not guaranteed. It is recommended that independent detailed advice (i.e. tax, accounting, legal and financial advice) be obtained in each case prior to placing any reliance on or acting on the information contained in this document.

This report has been prepared for general communication and information purposes only and may not be construed as an offer to buy or sell or a solicitation of an offer to buy or sell any financial instruments referred to herein, or to participate in any particular trading strategy in any jurisdiction in relation to such financial instruments. Any additional information regarding any financial instruments and/or financial products reviewed in this report is available upon request. Any unauthorised use or disclosure of this report is prohibited. Absa and/or its subsidiaries and/or affiliates may act as bankers, arrangers and/or advisors to issuers and/or market makers in financial instruments issued by such issuers as listed in this publication.

Manager certification:

The author/s as listed in this publication certifies that no part of its/their compensation was, is or will be, either directly or indirectly, related to the information expressed in this document.



ABSA CAPITAL, A DIVISION OF ABSA BANK LIMITED. REG. NO 1986/02474/06.
AUTHORISED FINANCIAL SERVICES PROVIDER. REGISTERED CREDIT PROVIDER. REG. NO NCR037.