



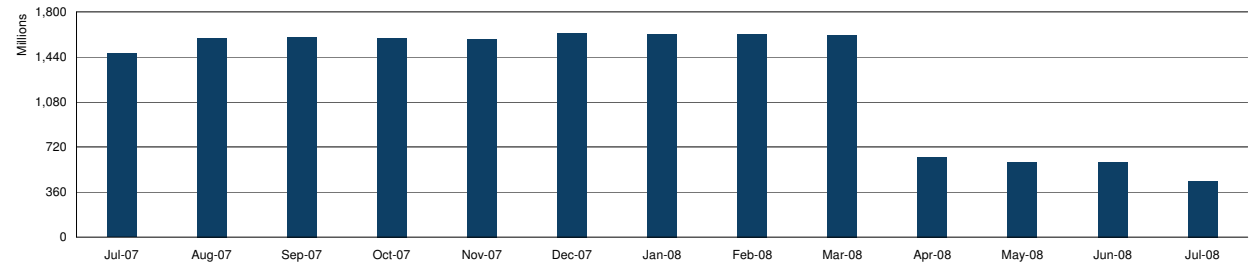
ASSET BACKED ARBITRAGED SECURITIES (PROPRIETARY) LIMITED

(Incorporated with limited liability under Registration Number 2002/019991/07 in the Republic of South Africa)

ABACAS Latitude Series (Series 3) 31 July 2008

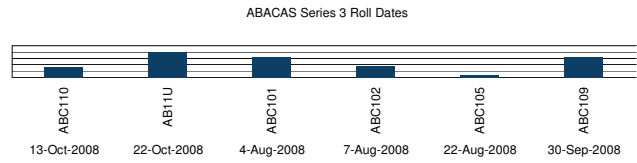
Debt Instruments Outstanding									
Stock Code	Certificate Number	CA-Ratings	Issue Date	Maturity Date	Days to Maturity	Issue Price	Face Value	Weighting	
ABC109	S3 / CP00109	zaA1	30-Jun-2008	30-Sep-2008	61	100,000,000	103,250,000	22.85%	
ABC110	S3 / CP00110	zaA1	14-Jul-2008	13-Oct-2008	74	50,000,000	51,647,000	11.43%	
ABC101	S3 / CP00101	zaA1	5-May-2008	4-Aug-2008	4	100,000,000	103,080,000	22.81%	
ABC102	S3 / CP00102	zaA1	7-May-2008	7-Aug-2008	7	54,860,000	56,568,000	12.52%	
ABC105	S3 / CP00105	zaA1	22-May-2008	22-Aug-2008	22	11,000,000	11,349,000	2.51%	
AB111U	S3 / CP00111U	zaA1	22-Jul-2008	22-Oct-2008	83	122,000,000	125,944,000	27.87%	
Total Debt Instruments Outstanding					47.87	437,860,000	451,838,000	100.00%	

Face Value of Outstanding Debt Instruments



Upcoming Debt Instruments Maturities

Code	Maturity Date	Face Value	Days to Maturity
ABC109	30-Sep-2008	103,250,000	61
ABC110	13-Oct-2008	51,647,000	74
ABC101	4-Aug-2008	103,080,000	4
ABC102	7-Aug-2008	56,568,000	7
ABC105	22-Aug-2008	11,349,000	22
AB111U	22-Oct-2008	125,944,000	83

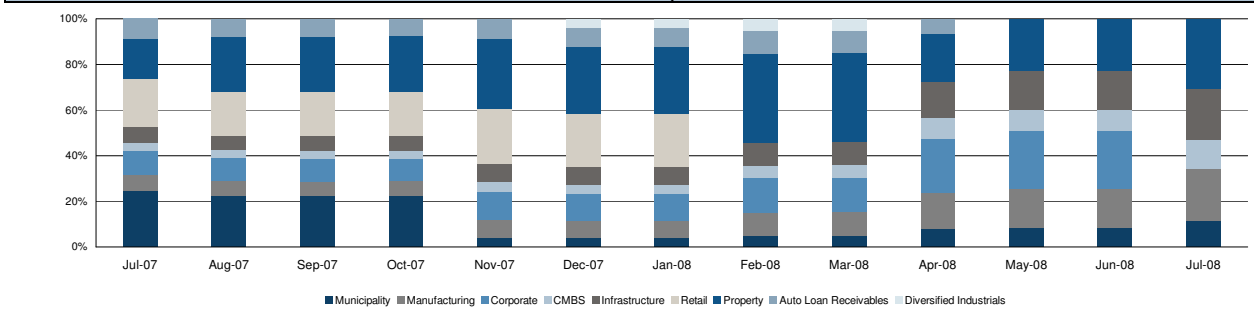


Weighted Average Tenure of Outstanding Debt Instruments 451,838,000 47.87 days

Underlying Assets

Code	Asset	Issue	WAL Maturity	WAL	Benchmark	Rating	Nominal Value	Weighting
COJ01	City of Jo'Burg	13-Apr-2005	13-Apr-2010	1.70	R153	zaA+	50,000,000	11.42%
VIP1C2	Vukile	07-Nov-2005	07-Nov-2012	4.27	3M Jibar	A1.za	54,860,000	12.53%
IN03	Inca	18-Nov-2005	11-Nov-2011	2.86	3M Jibar	A1.za	100,000,000	22.84%
Afrox PN 2	Promissory Note	04-May-2007	04-May-2010	1.76	3M Jibar	zaA1 Confirmation	100,000,000	22.84%
SHLC1	Sanlam Home Loans 103	01-Aug-2007	22-Oct-2010	0.23	3M Jibar	A(za)	33,000,000	7.54%
SHLC2	Sanlam Home Loans 103	01-Aug-2007	22-Oct-2010	2.23	3M Jibar	A(za)	54,000,000	12.33%
SHLC3	Sanlam Home Loans 103	01-Aug-2007	22-Oct-2012	4.23	3M Jibar	A(za)	35,000,000	7.99%
NQF1C3	Nqaba Finance 1	28-Sep-2007	22-May-2010	1.81	3M Jibar	A(za)	11,000,000	2.51%
Total Assets in Portfolio				2.46 years			437,860,000	100.00%

Asset Pool Composition





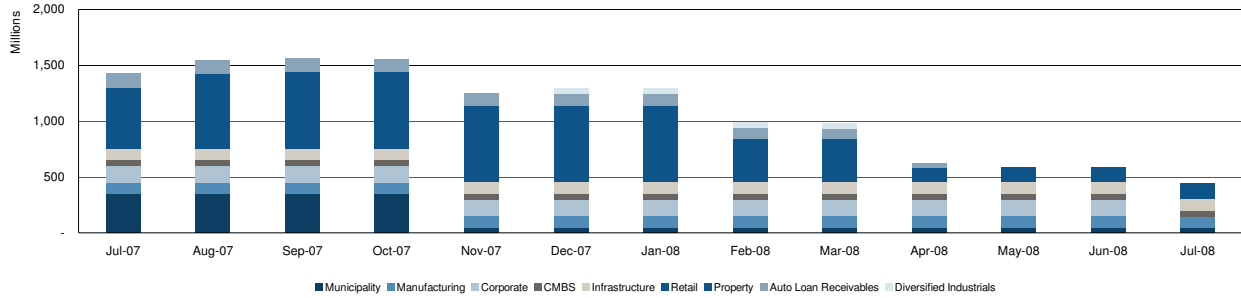
ASSET BACKED ARBITRAGED SECURITIES (PROPRIETARY) LIMITED

(Incorporated with limited liability under Registration Number 2002/019991/07 in the Republic of South Africa)

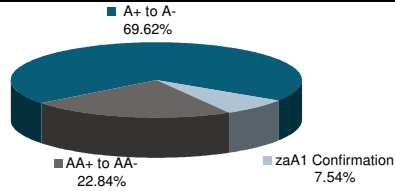
ABACAS Latitude Series (Series 3)

31 July 2008

Asset Growth



Credit Concentration of Assets



AAA	0.00%
AA+ to AA-	22.84%
A+ to A-	69.62%
zaA1 Confirmation	7.54%
F1+(zaf)	0.00%

Other

Liquidity Facility Provider		Credit Enhancement Facility Provider	
Name	ABSA Capital	Name	ABSA Capital
Rating	zaA1+	Rating	zaA1+
Available Facility	452 (ZAR Million)	Available Facility	0 (ZAR Million)
Drawn amount	0.00 (ZAR Million)	Drawn amount	0.00 (ZAR Million)

Hedge Counterparty	
Name	ABSA Capital
Rating	zaA1+

Contact Details

Conduit Management
Zenelle Stofberg
Tel: 011 350 2671
E-mail: zenelles@absa.co.za

Dealer
Correy Jansen van Vuuren
Tel: 011 350 2349
E-mail: correyv@absa.co.za

Product Accountant
Bridgett Baker - Moonsamy
Tel: 011 350 8626
E-mail: brdigetb@absa.co.za

Product Accountant
Suemeshini Ganeshen
Tel: 011 350 1594
E-mail: suemeshinig@absa.co.za

Dealer
Nicolene Ramsunder
Tel: 011 350 2365
E-mail: nicolene.ramsunder@absa.co.za

Disclaimer: Copyright 2008. Publisher: Absa Bank Limited. All rights reserved.

The information in this document is derived from sources which are regarded as accurate and reliable and Absa Bank Limited ("Absa") does not guarantee the accuracy and/or completeness of said information. No responsibility for any error, omission or loss sustained by any person acting or refraining from acting as a result of this document is accepted by Absa and/or the author/s of the material. Past performance is not an indication of future performance and future returns are not guaranteed. It is recommended that independent detailed advice (i.e. tax, accounting, legal and financial advice) be obtained in each case prior to placing any reliance or acting on the information contained in this document.

This report has been prepared for general communication and information purposes only and may not be construed as an offer to buy or sell or a solicitation of an offer to buy or sell any financial instruments referred to herein, or to participate in any particular trading strategy in any jurisdiction in relation to such financial instruments. Any additional information regarding any financial instruments and/or financial products reviewed in this report is available upon request. Any unauthorised use or disclosure of this report is prohibited. Absa and/or its subsidiaries and/or affiliates may act as bankers, arrangers and/or advisors to issuers and/or market makers in financial instruments issued by such issuers as listed in this publication.

Manager certification:

The author/s as listed in this publication certifies that no part of its/their compensation was, is or will be, either directly or indirectly, related to the information expressed in this document.

Affiliated with **BARCLAYS CAPITAL**

ABSA CAPITAL

ABSA CAPITAL, A DIVISION OF ABSA BANK LIMITED, REG NO 2002/004794/06
Authorised Financial Services Provider. Registered Credit Provider Reg No NCR027