



## ASSET BACKED ARBITRAGED SECURITIES (PROPRIETARY) LIMITED

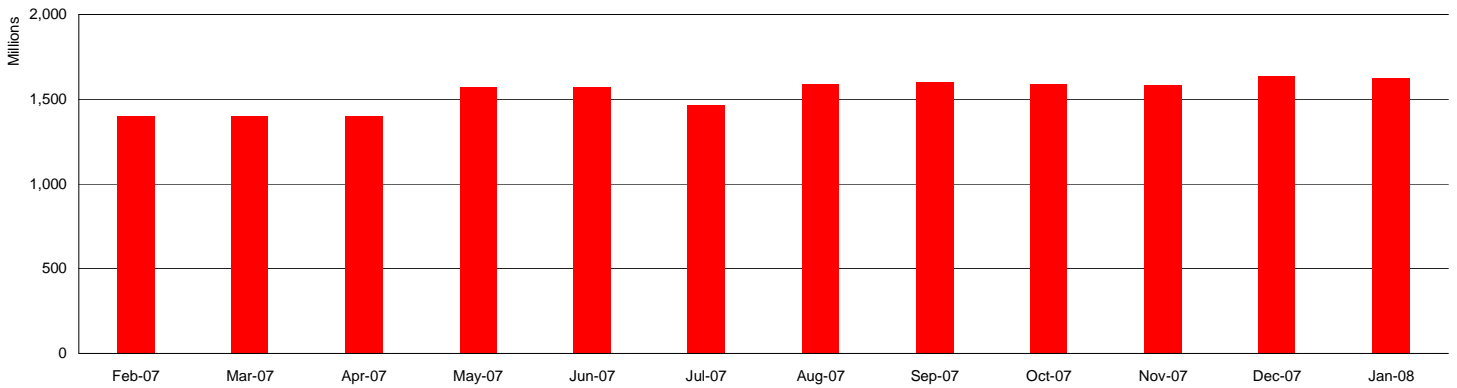
(Incorporated with limited liability under Registration Number 2002/019991/07 in the Republic of South Africa)

**ABACAS Latitude Series (Series 3)**

**31 January 2008**

Debt Instruments Outstanding								
Stock Code	Certificate Number	CA-Ratings	Issue Date	Maturity Date	Days to Maturity	Issue Price	Face Value	Weighting
ABC76	S3 / CP00076	zaA1	28-Sep-2007	22-Feb-2008	22	11,000,000	11,471,000	0.71%
ABC79	S3 / CP00079	zaA1	15-Oct-2007	14-Apr-2008	74	50,000,000	52,750,000	3.24%
ABC80	S3 / CP00080	zaA1	25-Oct-2007	25-Apr-2008	85	300,000,000	316,716,000	19.47%
ABCF1	S3 / FRN001	zaA1	1-Oct-2007	30-Jun-2008	151	100,000,000	100,000,000	6.15%
ABCF2	S3 / FRN002	zaA1	26-Oct-2007	29-Apr-2008	89	300,000,000	300,000,000	18.44%
ABCF3	S3 / FRN003	zaA1	31-Oct-2007	30-Apr-2008	90	250,000,000	250,000,000	15.37%
ABC81	S3 / CP00081	zaA1	5-Nov-2007	4-Feb-2008	4	100,000,000	102,728,000	6.32%
ABC82	S3 / CP00082	zaA1	7-Nov-2007	7-Feb-2008	7	54,860,000	56,395,000	3.47%
ABC83	S3 / CP00083	zaA1	12-Nov-2007	12-Feb-2008	12	45,126,768	46,389,000	2.85%
ABC85	S3 / CP00085	zaA1	12-Dec-2007	12-Mar-2008	41	150,000,000	154,321,000	9.49%
ABC87	S3 / CP00087	zaA1	14-Jan-2008	14-Apr-2008	74	57,016,429	58,692,000	3.61%
ABC88	S3 / CP00088	zaA1	22-Jan-2008	22-Apr-2008	82	122,000,000	125,618,000	7.72%
ABC89	S3 / CP00089	zaA1	24-Jan-2008	24-Apr-2008	84	50,000,000	51,477,000	3.16%
<b>Total Debt Instruments Outstanding</b>					<b>75.03 days</b>	<b>1,590,003,198</b>	<b>1,626,557,000</b>	<b>100.00%</b>

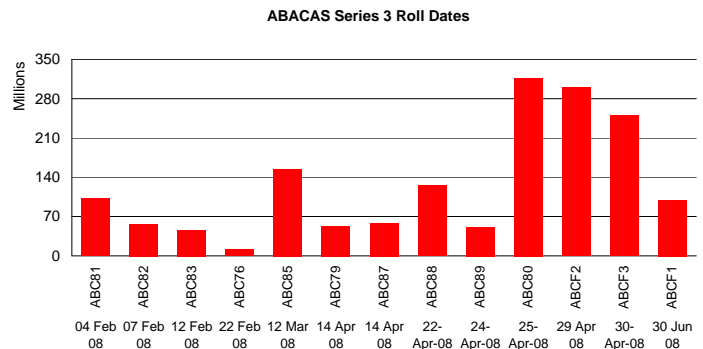
**Face Value of Outstanding Debt Instruments**



Upcoming Debt Instruments Maturities					ABACAS Series 3 Roll Dates				
Code	Maturity Date	Face Value	Days to Maturity	Maturity					
ABC76	22-Feb-2008	11,471,000	22						
ABC79	14-Apr-2008	52,750,000	74						
ABC80	25-Apr-2008	316,716,000	85						
ABCF1	30-Jun-2008	100,000,000	151						
ABCF2	29-Apr-2008	300,000,000	89						
ABCF3	30-Apr-2008	250,000,000	90						
ABC81	4-Feb-2008	102,728,000	4						
ABC82	7-Feb-2008	56,395,000	7						
ABC83	12-Feb-2008	46,389,000	12						
ABC85	12-Mar-2008	154,321,000	41						
ABC87	14-Apr-2008	58,692,000	74						
ABC88	22-Apr-2008	125,618,000	82						
ABC89	24-Apr-2008	51,477,000	84						

**Weighted Average Tenure of Outstanding Debt Instruments**

**1,626,557,000      75.03 days**



Underlying Assets									
Code	Asset	Issue	WAL Maturity	WAL	Benchmark	Rating	Nominal Value	Weighting	
COJ01	City of Jo'Burg	13-Apr-2005	13-Apr-2010	2.20	R153	zaA+	50,000,000	3.14%	
LGL1	Liberty Group	12-Sep-2005	12-Sep-2012	4.62	R153	A+(zaf)	150,000,000.00	9.43%	
VIP1C2	Vukile	07-Nov-2005	07-Nov-2012	4.77	3M Jibar	A1.za	54,860,000.00	3.45%	
IN03	Inca	18-Nov-2005	11-Jun-2011	3.36	3M Jibar	A1.za	100,000,000.00	6.29%	
JDG PN	Promissory Note	25-Apr-2006	27-Apr-2009	1.24	3M Jibar	zaA1 Confirmation	300,000,000.00	18.87%	
Paramount	Floating Rate Loan	05-May-2006	30-Apr-2010	2.25	3M Jibar	zaA1 Confirmation	250,000,000.00	15.72%	
NIT2B	Nitro Securitisation 2	08-Sep-2006	12-Aug-2010	2.53	3M Jibar	Aa2.za	45,126,767.70	2.84%	
Afrox PN 2	Promissory Note	04-May-2007	04-May-2010	2.26	3M Jibar	zaA1 Confirmation	100,000,000.00	6.29%	
NIT3B	Nitro Securitisation 3	15-May-2007	12-Jan-2011	2.95	3M Jibar	Aa2.za	57,016,429.46	3.59%	
SHLC1	Sanlam Home Loans 103	01-Aug-2007	22-Oct-2008	0.73	3M Jibar	A(zaf)	33,000,000.00	2.08%	
SHLC2	Sanlam Home Loans 103	01-Aug-2007	22-Oct-2010	2.73	3M Jibar	A(zaf)	54,000,000.00	3.40%	
SHLC3	Sanlam Home Loans 103	01-Aug-2007	22-Oct-2012	4.73	3M Jibar	A(zaf)	35,000,000.00	2.20%	
NQF1C3	Nqaba Finance 1	28-Sep-2007	22-May-2010	2.31	3M Jibar	A(zaf)	11,000,000.00	0.69%	
Imperial PN	Promissory Note	11-Dec-2007	24-Oct-2008	0.73	3M Jibar	A(zaf)	50,000,000.00	3.14%	
Money Market	Floating Rate Investment	27-Nov-2007	29-Apr-2008	0.24	3M Jibar	n/a	300,000,000.00	18.87%	
<b>Total Assets in Portfolio</b>				<b>2.08 years</b>			<b>1,590,003,197</b>	<b>100.00%</b>	



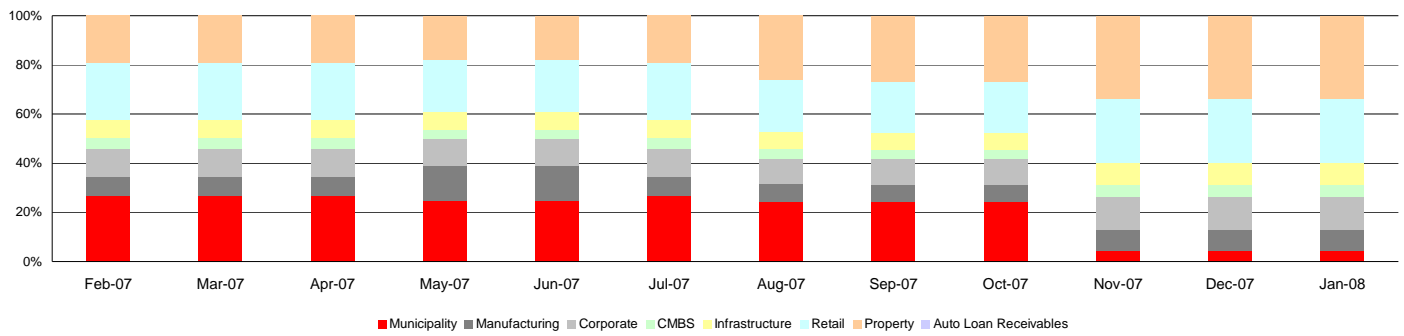
# ASSET BACKED ARBITRAGED SECURITIES (PROPRIETARY) LIMITED

(Incorporated with limited liability under Registration Number 2002/019991/07 in the Republic of South Africa)

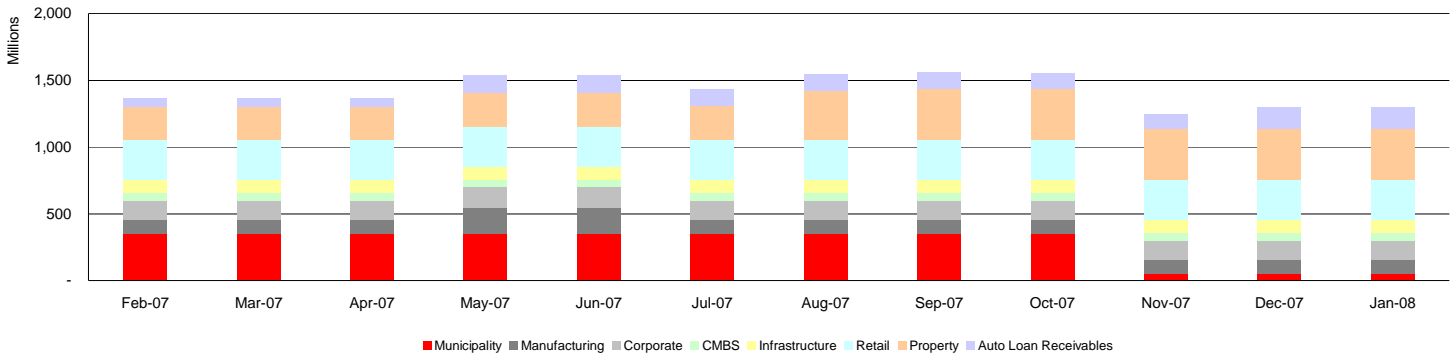
**ABACAS Latitude Series (Series 3)**

**31 January 2008**

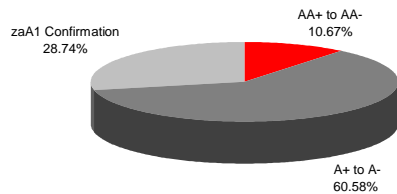
## Asset Pool Composition



## Asset Growth



## Credit Concentration of Assets



AAA	0.00%
AA+ to AA-	10.73%
A+ to A-	60.88%
zaA1 Confirmation	28.40%

## Other

Liquidity Facility Provider		Credit Enhancement Facility Provider	
Name	ABSA Capital	Name	ABSA Capital
Rating	zaA1+	Rating	zaA1+
Available Facility	1,627 (ZAR Million)	Available Facility	0 (ZAR Million)
Drawn amount	0.00 (ZAR Million)	Drawn amount	0.00 (ZAR Million)
Hedge Counterparty			
Name	ABSA Capital		
Rating	zaA1+		

## Contact Details

**Consultant: Securitisation**  
Kuvshen Chetty  
Tel: 011 350 8581  
E-mail: kuvshenc@absa.co.za

**Consultant: Securitisation**  
Zenelle Stofberg  
Tel: 011 350 2671  
E-mail: zenelles@absa.co.za

**Product Controller**  
Sanuta Singh  
Tel: 011 350 8940  
E-mail: sanutas@absa.co.za

**Product Accountant**  
Suemeshini Ganeshen  
Tel: 011 350 1594  
E-mail: suemeshinig@absa.co.za

**Dealers**  
Correy Jansen van Vuuren  
Tel: 011 350 2349  
E-mail: correyv@absa.co.za

Owen Schultz  
Tel: 011 350 2393  
E-mail: owen.schultz@absa.co.za

## Disclaimer: Copyright 2007. Publisher: Absa Bank Limited. All rights reserved.

The information in this document is derived from sources which are regarded as accurate and reliable and Absa Bank Limited ("Absa") does not guarantee the accuracy and/or completeness of said information. No responsibility for any error, omission or loss sustained by any person acting or refraining from acting as a result of this document is accepted by Absa and/or the author/s of the material. Past performance is not an indication of future performance and future returns are not guaranteed. It is recommended that independent detailed advice (i.e. tax, accounting, legal and financial advice) be obtained in each case prior to placing any reliance or acting on the information contained in this document.

This report has been prepared for general communication and information purposes only and may not be construed as an offer to buy or sell or a solicitation of an offer to buy or sell any financial instruments referred to herein, or to participate in any particular trading strategy in any jurisdiction in relation to such financial instruments. Any additional information regarding any financial instruments and/or financial products reviewed in this report is available upon request. Any unauthorised use or disclosure of this report is prohibited. Absa and/or its subsidiaries and/or affiliates may act as bankers, arrangers and/or advisors to issuers and/or market makers in financial instruments issued by such issuers as listed in this publication.

### Manager certification:

The author/s as listed in this publication certifies that no part of its/their compensation was, is or will be, either directly or indirectly, related to the information expressed in this document.

Affiliated with **BARCLAYS CAPITAL**

**ABSA CAPITAL**