



## ASSET BACKED ARBITRATED SECURITIES (PROPRIETARY) LIMITED

(Incorporated with limited liability under Registration Number 2002/019991/07 in the Republic of South Africa)

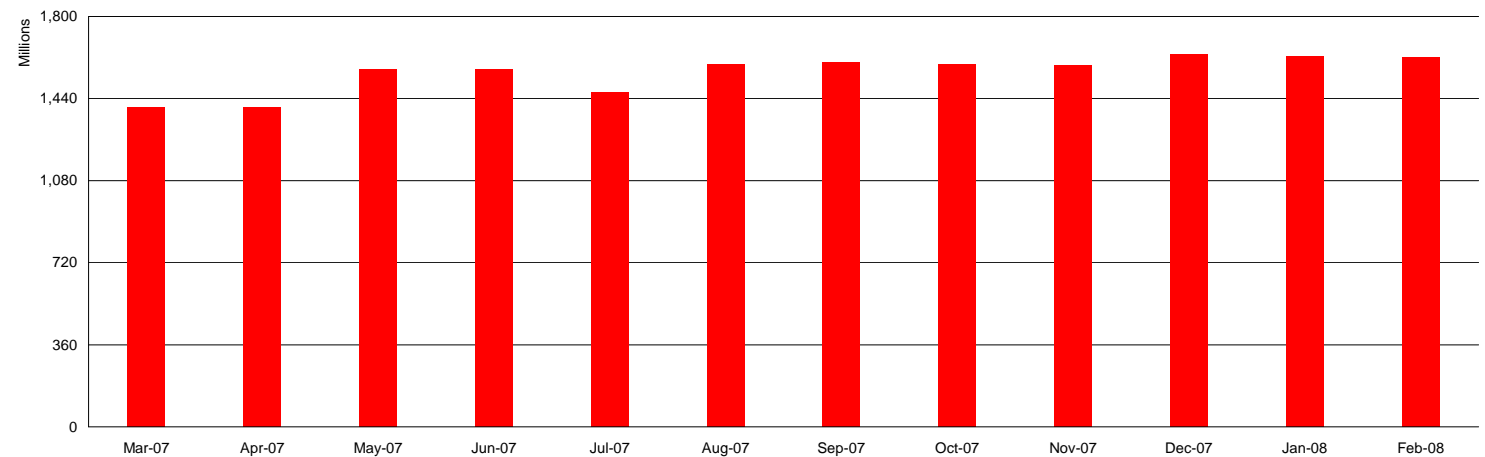
**ABACAS Latitude Series (Series 3)**

**29 February 2008**

### Debt Instruments Outstanding

Stock Code	Certificate Number	CA-Ratings	Issue Date	Maturity Date	Days to Maturity	Issue Price	Face Value	Weighting
ABCF1	S3 / FRN001	zaA1	1-Oct-2007	30-Jun-2008	122	100,000,000	100,000,000	6.17%
ABC79	S3 / CP00079	zaA1	15-Oct-2007	14-Apr-2008	45	50,000,000	52,750,000	3.25%
ABC80	S3 / CP00080	zaA1	25-Oct-2007	25-Apr-2008	56	300,000,000	316,716,000	19.53%
ABCF2	S3 / FRN002	zaA1	26-Oct-2007	29-Apr-2008	60	300,000,000	300,000,000	18.50%
ABCF3	S3 / FRN003	zaA1	31-Oct-2007	30-Apr-2008	61	250,000,000	250,000,000	15.41%
ABC85	S3 / CP00085	zaA1	12-Dec-2007	12-Mar-2008	12	150,000,000	154,321,000	9.52%
ABC87	S3 / CP00087	zaA1	14-Jan-2008	14-Apr-2008	45	57,016,429	58,692,000	3.62%
ABC88	S3 / CP00088	zaA1	22-Jan-2008	22-Apr-2008	53	122,000,000	125,618,000	7.75%
ABC89	S3 / CP00089	zaA1	24-Jan-2008	24-Apr-2008	55	50,000,000	51,477,000	3.17%
ABC90	S3 / CP00090	zaA1	4-Feb-2008	5-May-2008	66	100,000,000	102,888,000	6.34%
ABC91	S3 / CP00091	zaA1	7-Feb-2008	7-May-2008	68	54,860,000	56,439,000	3.48%
ABC92	S3 / CP00092	zaA1	12-Feb-2008	12-May-2008	73	40,442,329	41,608,000	2.57%
ABC93	S3 / CP00093	zaA1	22-Feb-2008	22-May-2008	83	11,000,000	11,321,000	0.70%
<b>Total Debt Instruments Outstanding</b>					<b>58.05 days</b>	<b>1,585,318,758</b>	<b>1,621,830,000</b>	<b>100.00%</b>

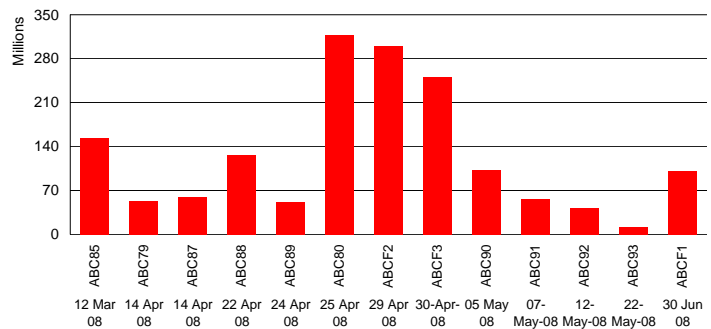
### Face Value of Outstanding Debt Instruments



### Upcoming Debt Instruments Maturities

Code	Maturity Date	Face Value	Days to Maturity
ABCF1	30-Jun-2008	100,000,000	122
ABC79	14-Apr-2008	52,750,000	45
ABC80	25-Apr-2008	316,716,000	56
ABCF2	29-Apr-2008	300,000,000	60
ABCF3	30-Apr-2008	250,000,000	61
ABC85	12-Mar-2008	154,321,000	12
ABC87	14-Apr-2008	58,692,000	45
ABC88	22-Apr-2008	125,618,000	53
ABC89	24-Apr-2008	51,477,000	55
ABC90	5-May-2008	102,888,000	66
ABC91	7-May-2008	56,439,000	68
ABC92	12-May-2008	41,608,000	73
ABC93	22-May-2008	11,321,000	83

### ABACAS Series 3 Roll Dates



**Weighted Average Tenure of Outstanding**

**Debt Instruments** **1,621,830,000**    **58.05 days**

### Underlying Assets

Code	Asset	Issue	WAL Maturity	WAL	Benchmark	Rating	Nominal Value	Weighting
COJ01	City of Jo'Burg	13-Apr-2005	13-Apr-2010	2.12	R153	zaA+	50,000,000	3.15%
LGL1	Liberty Group	12-Sep-2005	12-Sep-2012	4.54	R153	A+(zaf)	150,000,000	9.46%
VIP1C2	Vukile	07-Nov-2005	07-Nov-2012	4.69	3M Jibar	A1.za	54,860,000	3.46%
IN03	Inca	18-Nov-2005	11-Jun-2011	3.28	3M Jibar	A1.za	100,000,000	6.31%
Paramount	Floating Rate Loan	05-May-2006	30-Apr-2010	2.17	3M Jibar	zaA1 Confirmation	250,000,000	15.77%
NIT2B	Nitro Securitisation 2	08-Sep-2006	12-Aug-2010	2.45	3M Jibar	Aa2.za	40,442,329	2.55%
Afrox PN 2	Promissory Note	04-May-2007	04-May-2010	2.18	3M Jibar	zaA1 Confirmation	100,000,000	6.31%
NIT3B	Nitro Securitisation 3	15-May-2007	12-Jan-2011	2.87	3M Jibar	Aa2.za	57,016,429	3.60%
SHLC1	Sanlam Home Loans 103	01-Aug-2007	22-Oct-2008	0.65	3M Jibar	A(zaf)	33,000,000	2.08%
SHLC2	Sanlam Home Loans 103	01-Aug-2007	22-Oct-2010	2.65	3M Jibar	A(zaf)	54,000,000	3.41%
SHLC3	Sanlam Home Loans 103	01-Aug-2007	22-Oct-2012	4.65	3M Jibar	A(zaf)	35,000,000	2.21%
NQF1C3	Nqaba Finance 1	28-Sep-2007	22-May-2010	2.23	3M Jibar	A(zaf)	11,000,000	0.69%
Imperial PN	Promissory Note	11-Dec-2007	24-Oct-2008	0.65	3M Jibar	A(zaf)	50,000,000	3.15%
Money Market	Floating Rate Investment	04-Feb-2008	25-Apr-2008	0.15	Jibar	F1+(zaf) Rating Confirmation	300,000,000	18.92%
Money Market	Floating Rate Investment	27-Nov-2007	29-Apr-2008	0.16	Jibar	F1+(zaf) Rating Confirmation	300,000,000	18.92%
<b>Total Assets in Portfolio</b>					<b>1.81 years</b>		<b>1,585,318,758</b>	<b>100.00%</b>



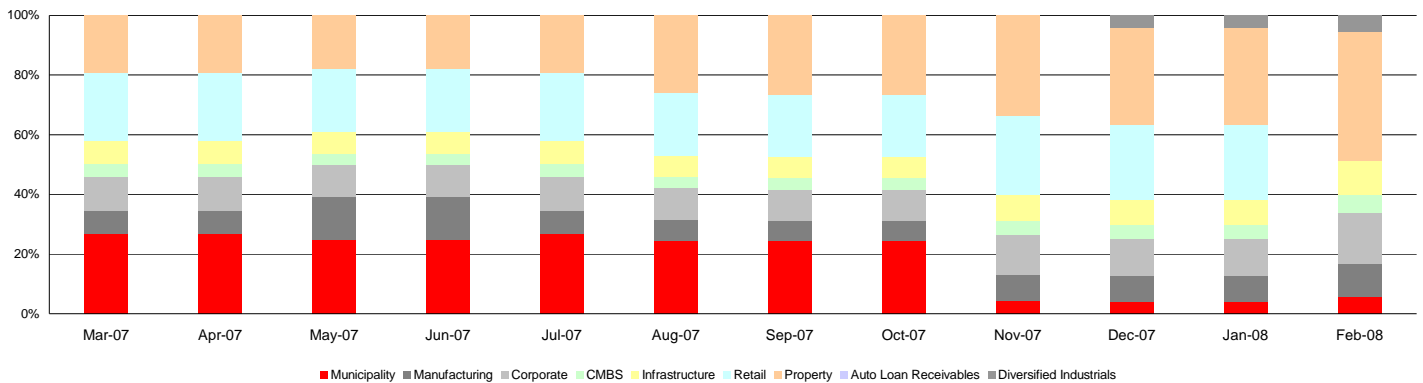
## ASSET BACKED ARBITRAGED SECURITIES (PROPRIETARY) LIMITED

(Incorporated with limited liability under Registration Number 2002/019991/07 in the Republic of South Africa)

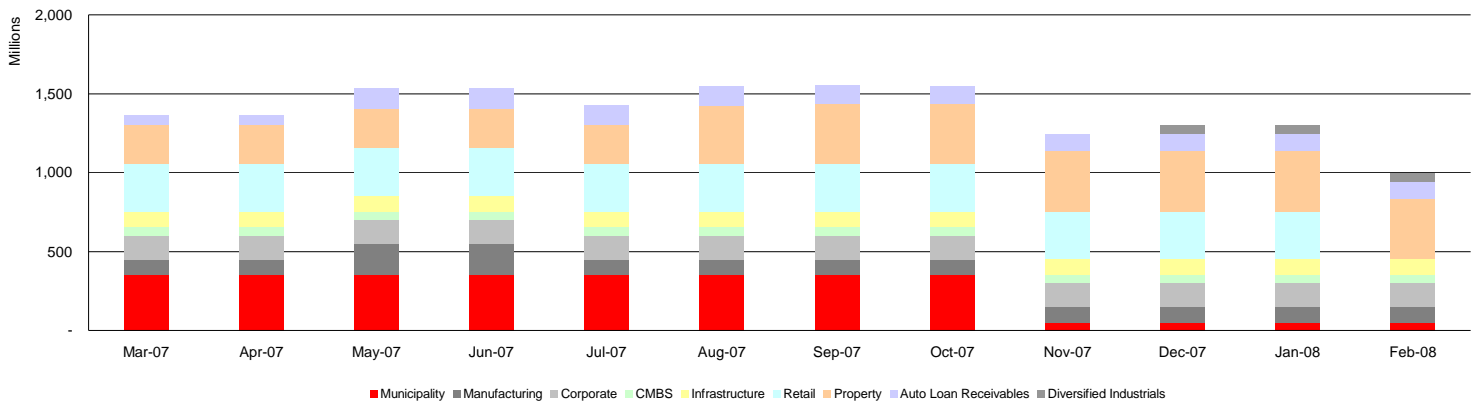
ABACAS Latitude Series (Series 3)

29 February 2008

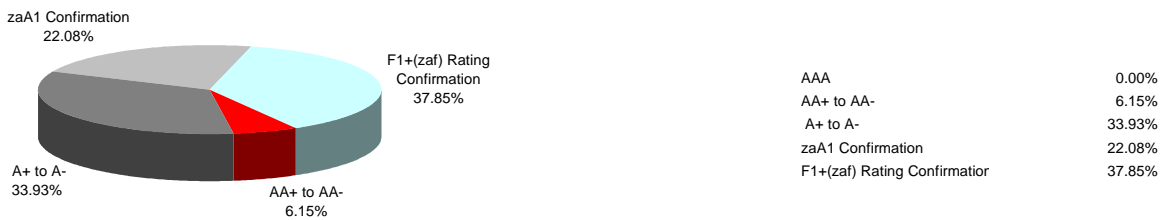
### Asset Pool Composition



### Asset Growth



### Credit Concentration of Assets



### Other

Liquidity Facility Provider		Credit Enhancement Facility Provider	
Name	ABSA Capital	Name	ABSA Capital
Rating	zaA1+	Rating	zaA1+
Available Facility	1,622 (ZAR Million)	Available Facility	0 (ZAR Million)
Drawn amount	0.00 (ZAR Million)	Drawn amount	0.00 (ZAR Million)

### Hedge Counterparty

Name	ABSA Capital
Rating	zaA1+

### Contact Details

**Conduit Management**  
Kuvshen Chetty  
Tel: 011 350 8581  
E-mail: kuvshenc@absa.co.za

**Conduit Management**  
Zenelle Stofberg  
Tel: 011 350 2671  
E-mail: zenelles@absa.co.za

**Product Accountant**  
Bridgett Baker - Moonsamy  
Tel: 011 350 8626  
E-mail: bridgettb@absa.co.za

**Product Accountant**  
Suemeshini Ganeshen  
Tel: 011 350 1594  
E-mail: suemeshinig@absa.co.za

**Dealer**  
Correy Jansen van Vuuren  
Tel: 011 350 2349  
E-mail: correyv@absa.co.za

**Dealer**  
Owen Schultz  
Tel: 011 350 2393  
E-mail: owen.schultz@absa.co.za

**Dealer**  
Nicolene Ramsunder  
Tel: 011 350 2365  
E-mail: nicolene.ramsunder@absa.co.za

### Disclaimer: Copyright 2008. Publisher: Absa Bank Limited. All rights reserved.

The information in this document is derived from sources which are regarded as accurate and reliable and Absa Bank Limited ("Absa") does not guarantee the accuracy and/or completeness of said information. No responsibility for any error, omission or loss sustained by any person acting or refraining from acting as a result of this document is accepted by Absa and/or the author/s of the material. Past performance is not an indication of future performance and future returns are not guaranteed. It is recommended that independent detailed advice (i.e. tax, accounting, legal and financial advice) be obtained in each case prior to placing any reliance or acting on the information contained in this document.

This report has been prepared for general communication and information purposes only and may not be construed as an offer to buy or sell or a solicitation of an offer to buy or sell any financial instruments referred to herein, or to participate in any particular trading strategy in any jurisdiction in relation to such financial instruments. Any additional information regarding any financial instruments and/or financial products reviewed in this report is available upon request. Any unauthorised use or disclosure of this report is prohibited. Absa and/or its subsidiaries and/or affiliates may act as bankers, arrangers and/or advisors to issuers and/or market makers in financial instruments issued by such issuers as listed in this publication.

### Manager certification:

The author/s as listed in this publication certifies that no part of its/their compensation was, is or will be, either directly or indirectly, related to the information expressed in this document.

Affiliated with BARCLAYS CAPITAL

ABSA CAPITAL