



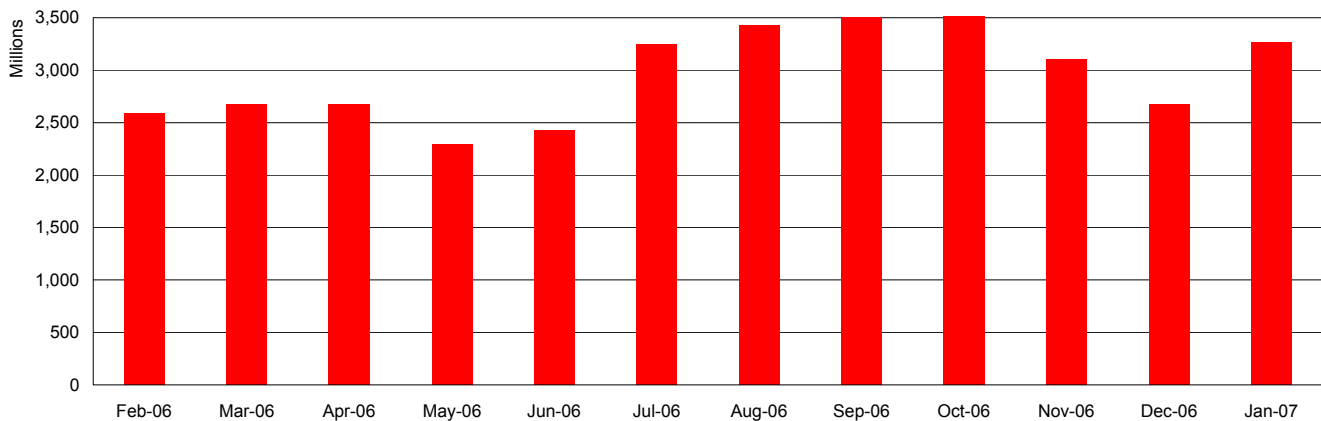
## ASSET BACKED ARBITRAGED SECURITIES (PROPRIETARY) LIMITED

(Incorporated with limited liability under Registration Number 2002/019991/07 in the Republic of South Africa)

### ABACAS Global Corporate Series (Series 2) 31 January 2007

Commercial Paper Outstanding								
Stock Code	Certificate Number	Fitch Rating	Issue Date	Maturity Date	Days to Maturity	Issue Price	Face Value	Weighting
ABB109	S2 / CP00109	F1+(zaf)	1-Nov-2006	14-Feb-2007	14	125,182,984.18	128,398,000.00	3.93%
ABB110	S2 / CP00110	F1+(zaf)	17-Nov-2006	19-Feb-2007	19	150,000,000.00	153,439,000.00	4.70%
ABB111	S2 / CP00111	F1+(zaf)	24-Nov-2006	26-Feb-2007	26	440,000,000.00	450,201,000.00	13.80%
ABB112	S2 / CP00112	F1+(zaf)	28-Nov-2006	28-Feb-2007	28	175,000,000.00	178,995,000.00	5.49%
ABB113	S2 / CP00113	F1+(zaf)	1-Dec-2006	1-Mar-2007	29	473,000,000.00	483,649,000.00	14.82%
ABB114	S2 / CP00114	F1+(zaf)	15-Dec-2006	15-Mar-2007	43	200,000,000.00	204,563,000.00	6.27%
ABB115	S2 / CP00115	F1+(zaf)	27-Dec-2006	26-Mar-2007	54	222,000,000.00	227,012,000.00	6.96%
ABB116	S2 / CP00116	F1+(zaf)	21-Dec-2006	14-Feb-2007	14	29,281,289.59	29,685,000.00	0.91%
ABB117	S2 / CP00117	F1+(zaf)	15-Jan-2007	16-Apr-2007	75	1,023,717,342.47	1,047,763,000.00	32.11%
ABB118	S2 / CP00118	F1+(zaf)	24-Jan-2007	24-Apr-2007	83	50,000,000.00	51,159,000.00	1.57%
ABB119	S2 / CP00119	F1+(zaf)	29-Jan-2007	30-Apr-2007	89	200,000,000.00	204,649,000.00	6.27%
ABB120	S2 / CP00120	F1+(zaf)	26-Jan-2007	4-Apr-2007	63	101,877,181.93	103,634,000.00	3.18%
<b>Total CP Outstanding</b>					<b>50.41 days</b>	<b>3,190,058,798</b>	<b>3,263,147,000</b>	<b>100.00%</b>

### Face Value of Outstanding CP



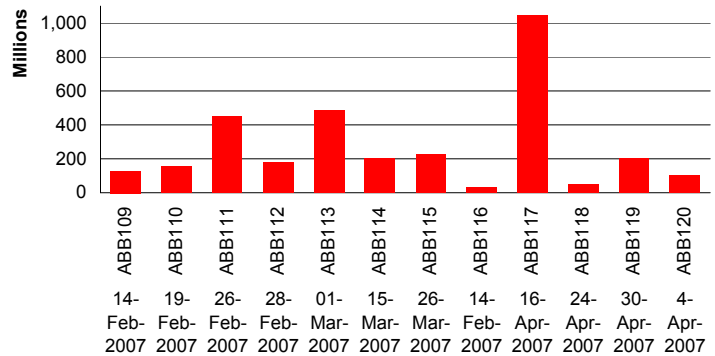
### Upcoming CP Maturities

Code	Maturity Date	Face Value	Days to Maturity
ABB109	14-Feb-2007	128,398,000	14
ABB110	19-Feb-2007	153,439,000	19
ABB111	26-Feb-2007	450,201,000	26
ABB112	28-Feb-2007	178,995,000	28
ABB113	1-Mar-2007	483,649,000	29
ABB114	15-Mar-2007	204,563,000	43
ABB115	26-Mar-2007	227,012,000	54
ABB116	14-Feb-2007	29,685,000	14
ABB117	16-Apr-2007	1,047,763,000	75
ABB118	24-Apr-2007	51,159,000	83
ABB119	30-Apr-2007	204,649,000	89
ABB120	4-Apr-2007	103,634,000	63

**Weighted Average Tenure of Outstanding CP**

**3,263,147,000      50.41 days**

### ABACAS Series 2 Roll Dates



### Underlying Assets

Code	Asset	Issue	WAL Maturity	WAL	Benchmark	Rating	Nominal Value	Weighting
AB03	Absa	26-Mar-2004	26-Mar-2010	3.15	R153	AA+(zaf)	50,000,000	1.57%
AB04	Absa	26-Mar-2004	26-Mar-2010	3.15	3M Jibar	AA+(zaf)	172,000,000	5.39%
AG01	AngloGold	21-Aug-2003	28-Aug-2008	1.58	R194	AA-(zaf)	175,000,000	5.49%
BAW1	Barloworld	29-Jul-2004	29-Jul-2011	4.49	R157	AA-(zaf)	200,000,000	6.27%
COJ2	City of Jo'burg	30-Jun-2004	15-Mar-2014	7.12	R153	AA(zaf)	200,000,000	6.27%
Imperial PN1	Imperial PN 1	24-Oct-2005	24-Oct-2008	1.73	3M Jibar	F1+(zaf) rating confirmed	50,000,000	1.57%
SBK5	Standard Bank	17-Nov-2004	17-Nov-2011	4.80	R153	AA+(zaf)	150,000,000	4.70%
SBK7	Standard Bank	24-May-2005	25-May-2015	8.32	R157	AA+(zaf)	65,000,000	2.04%
SBS1	Standard Bank	24-Nov-2004	24-May-2010	3.31	R153	AA+(zaf)	375,000,000	11.76%
SFL2	Sasol	01-Sep-2003	01-Sep-2007	0.58	R194	F1+(zaf) rating confirmed	473,000,000	14.83%
Vodafone	Vodafone FRN	28-Jul-2006	17-Oct-2011	4.71	3M Jibar	F1+(zaf) rating confirmed	1,023,717,342	32.09%
SHL022a	Sanlam Home Loans 102 CP	01-Nov-2006	14-Feb-2007	0.04	3M Jibar	F1+(zaf)	125,182,984	3.92%
SHL023a	Sanlam Home Loans 102 CP	21-Dec-2006	14-Feb-2007	0.04	3M Jibar	F1+(zaf)	29,281,290	0.92%
SHL024a	Sanlam Home Loans 102 CP	26-Jan-2007	04-Apr-2007	0.17	3M Jibar	F1+(zaf)	101,877,182	3.19%

**Total Assets in Portfolio**

**3.45 years**

**3,190,058,798      100.00%**



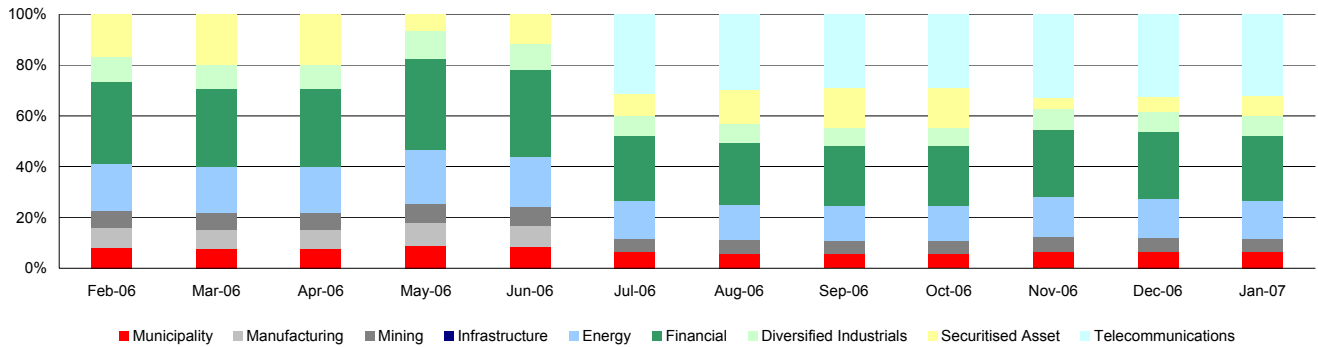
## ASSET BACKED ARBITRAGED SECURITIES (PROPRIETARY) LIMITED

(Incorporated with limited liability under Registration Number 2002/019991/07 in the Republic of South Africa)

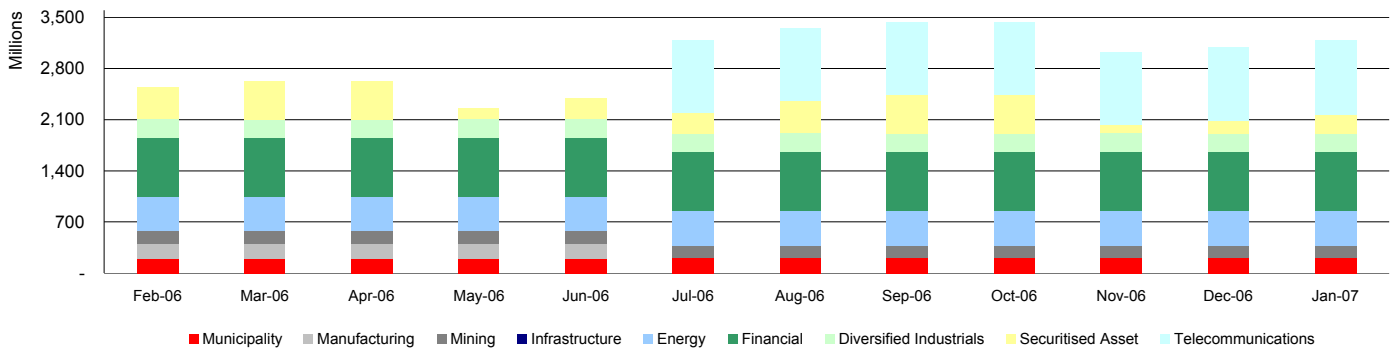
**ABACAS Global Corporate Series (Series 2)**

**31 January 2007**

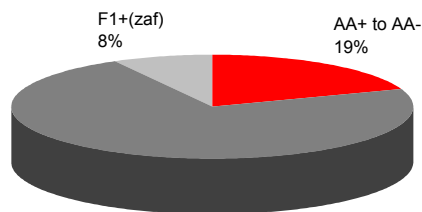
### Asset Pool Composition



### Asset Growth



### Credit Concentration of Assets



AAA	0.00%
AA+ to AA-	19.50%
F1+ Rating Affirmation	72.47%
F1+(zaf)	8.04%
A+ to A-	0.00%
BBB+ to BBB-	0.00%
BB+ or lower	0.00%
Unrated	0.00%

### Other

#### Liquidity Facility Provider

Name	ABSA Capital
Rating	F1+(zaf)
Available Facility	3,263 (ZAR Million)
Drawn amount	0.00 (ZAR Million)

#### Credit Enhancement Facility Provider

Name	ABSA Capital
Rating	F1+(zaf)
Available Facility	0 (ZAR Million)
Drawn amount	0.00 (ZAR Million)

#### Hedge Counterparty

Name	ABSA Capital
Rating	F1+(zaf)

### Contact Details

#### Conduit Manager

Luyolo Poswa  
Tel: 011 350 8390  
E-mail: luyolop@absa.co.za

#### Consultant: Securitisation

Zenelle Stofberg  
Tel: 011 350 2671  
E-mail: zenelles@absa.co.za

#### Product Controller

Kuveshen Chetty  
Tel: 011 350 8581  
E-mail: kuveshenc@absa.co.za

#### Product Accountant

Ajay Mistry  
Tel: 011 350 8963  
E-mail: ajaym@absa.co.za

#### Dealers

Correy Jansen van Vuuren  
Tel: 011 350 2349  
E-mail: correyv@absa.co.za

#### Esther Bekker

Tel: 011 350 2349  
E-mail: estherb@absa.co.za

#### Rob Moody

Tel: 011 350 2364  
E-mail: robm@absa.co.za

#### Product Accountant

Rendani Ndou  
Tel: 011 350 5733  
E-mail: rendanin@absa.co.za

**Disclaimer: Copyright 2007. Publisher: Absa Bank Limited. All rights reserved.**

The information in this document is derived from sources which are regarded as accurate and reliable and Absa Bank Limited ("Absa") does not guarantee the accuracy and/or completeness of said information. No responsibility for any error, omission or loss sustained by any person acting or refraining from acting as a result of this document is accepted by Absa and/or the author/s of the material. Past performance is not an indication of future performance and future returns are not guaranteed. It is recommended that independent detailed advice (i.e. tax, accounting, legal and financial advice) be obtained in each case prior to placing any reliance or acting on the information contained in this document.

This report has been prepared for general communication and information purposes only and may not be construed as an offer to buy or sell or a solicitation of an offer to buy or sell any financial instruments referred to herein, or to participate in any particular trading strategy in any jurisdiction in relation to such financial instruments. Any additional information regarding any financial instruments and/or financial products reviewed in this report is available upon request. Any unauthorised use or disclosure of this report is prohibited. Absa and/or its subsidiaries and/or affiliates may act as bankers, arrangers and/or advisors to issuers and/or market makers in financial instruments issued by such issuers as listed in this publication.

#### Manager certification:

The author/s as listed in this publication certifies that no part of its/their compensation was, is or will be, either directly or indirectly, related to the information expressed in this document.