



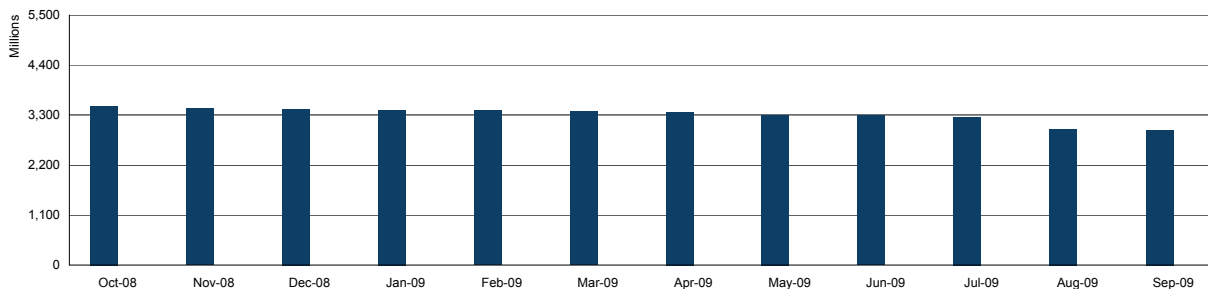
ASSET BACKED ARBITRAGED SECURITIES (PROPRIETARY) LIMITED

(Incorporated with limited liability under Registration Number 2002/019991/07 in the Republic of South Africa)

ABACAS Premier Series (Series 1) **30 September 2009**

Debt Instruments Outstanding								
Stock Code	Certificate Number	Fitch Rating	Issue Date	Maturity Date	Days to Maturity	Issue Price	Face Value	Weighting
ABA329	S1 / CP00329	F1+(zaf)	9-Jun-2009	9-Dec-2009	70	150,000,000	155,588,000	5.22%
ABA332	S1 / CP00332	F1+(zaf)	1-Jul-2009	1-Oct-2009	1	409,000,000	417,067,000	13.99%
ABA333	S1 / CP00333	F1+(zaf)	1-Jul-2009	1-Oct-2009	1	120,000,000	122,391,000	4.11%
AA332U	S1 / CP0032U	F1+(zaf)	22-Jul-2009	22-Oct-2009	22	342,000,000	348,861,000	11.70%
AA333U	S1 / CP0033U	F1+(zaf)	27-Jul-2009	26-Oct-2009	26	250,000,000	254,918,000	8.55%
ABAF4U	S1 / FRN004	F1+(zaf)	22-Jul-2009	22-Jan-2010	114	650,000,000	650,000,000	21.80%
AA337U	S1 / CP0037U	F1+(zaf)	21-Aug-2009	23-Nov-2009	54	99,685,553	101,581,000	3.41%
AA336U	S1 / CP0036U	F1+(zaf)	24-Aug-2009	23-Nov-2009	54	230,000,000	234,233,000	7.86%
AA338U	S1 / CP0338U	F1+(zaf)	9-Sep-2009	9-Dec-2009	70	50,000,000	50,920,000	1.71%
AA339U	S1 / CP0339U	F1+(zaf)	21-Sep-2009	21-Dec-2009	82	530,000,000	539,635,000	18.10%
AA340U	S1 / CP0340U	F1+(zaf)	22-Sep-2009	22-Dec-2009	83	104,264,151	106,168,000	3.56%
Total Debt Instruments Outstanding					58.56 days	2,934,949,704	2,981,362,000	100.00%

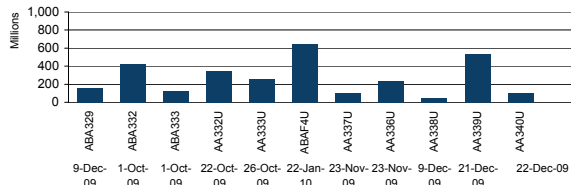
Face Value of Outstanding Debt Instruments



Upcoming Debt Instruments Maturities

Code	Maturity Date	Face Value	Days to Maturity
ABA329	9-Dec-2009	155,588,000	70.00
ABA332	1-Oct-2009	417,067,000	1.00
ABA333	1-Oct-2009	122,391,000	1.00
AA332U	22-Oct-2009	348,861,000	22.00
AA333U	26-Oct-2009	254,918,000	26.00
ABAF4U	22-Jan-2010	650,000,000	114.00
AA337U	23-Nov-2009	101,581,000	54.00
AA336U	23-Nov-2009	234,233,000	54.00
AA338U	9-Dec-2009	50,920,000	70.00
AA339U	21-Dec-2009	539,635,000	82.00
AA340U	22-Dec-2009	106,168,000	83.00

ABACAS Series 1 Roll Dates



Weighted Average Tenure of Outstanding Debt Instruments

2,981,362,000 58.56 days

Underlying Assets

Code	Asset	Issue	WAL Maturity	WAL	Benchmark	Rating	Nominal Value	Weighting
ABS: Residential Mortgage Backed Securities								
THE5A	Thekwini 5	21-Feb-2005	22-Feb-2010	0.40	3M Jibar	AAA(zaf)	99,685,553	3.40%
SHLA2	Sanlam Home Loans 103	01-Nov-2005	22-Oct-2010	1.06	3M Jibar	AAA(zaf)	169,000,000	5.76%
SHLA3	Sanlam Home Loans 103	01-Nov-2005	22-Oct-2010	1.06	3M Jibar	AAA(zaf)	36,000,000	1.23%
SHLA6	Sanlam Home Loans 103	03-May-2006	22-Oct-2012	3.06	3M Jibar	AAA(zaf)	26,000,000	0.89%
SHLB2	Sanlam Home Loans 103	01-Nov-2005	22-Oct-2010	1.06	3M Jibar	AA(zaf)	14,000,000	0.48%
SHLB4	Sanlam Home Loans 103	03-May-2006	22-Oct-2010	1.06	3M Jibar	AA(zaf)	18,000,000	0.61%
SHLB5	Sanlam Home Loans 103	03-May-2006	22-Oct-2012	3.06	3M Jibar	AA(zaf)	6,000,000	0.20%
SHLA8	Sanlam Home Loans 103	01-Nov-2006	22-Oct-2010	1.06	3M Jibar	AAA(zaf)	151,000,000	5.14%
SHLA9	Sanlam Home Loans 103	01-Nov-2006	22-Oct-2012	3.06	3M Jibar	AAA(zaf)	209,000,000	7.12%
SHLB7	Sanlam Home Loans 103	01-Nov-2006	22-Oct-2010	1.06	3M Jibar	AA(zaf)	39,000,000	1.33%
SHLB8	Sanlam Home Loans 103	01-Nov-2006	22-Oct-2012	3.06	3M Jibar	AA(zaf)	24,000,000	0.82%
SHLA11	Sanlam Home Loans 103	01-Aug-2007	22-Oct-2012	3.06	3M Jibar	AAA(zaf)	300,000,000	10.22%
NQF1A2	Nqaba Finance 1	31-May-2006	22-May-2011	1.64	3M Jibar	AAA(zaf)	51,000,000	1.74%
NQF1A3	Nqaba Finance 1	31-May-2006	22-May-2011	1.64	3M Jibar	AAA(zaf)	34,000,000	1.16%
NQF1B2	Nqaba Finance 1	31-May-2006	22-May-2011	1.64	3M Jibar	AA(zaf)	32,000,000	1.09%
NQF1A4	Nqaba Finance 1	28-Sep-2007	22-May-2010	0.64	3M Jibar	AAA(zaf)	113,000,000	3.85%
BLG2B	Blue Granite	19-Jun-2006	21-Jun-2011	1.72	3M Jibar	AA(zaf)	30,000,000	1.02%
1BG4A2	Blue Granite	07-Mar-2007	21-Mar-2012	2.47	3M Jibar	AAA(zaf)	358,000,000	12.20%
1BG4B	Blue Granite	07-Mar-2007	21-Mar-2012	2.47	3M Jibar	AA(zaf)	142,000,000	4.84%
IKH1A5	Ikhaya 1	09-Mar-2007	09-Dec-2011	2.19	3M Jibar	AAA(zaf)	200,000,000	6.81%
IKH2A2	Ikhaya 2	22-Jun-2007	22-Mar-2012	2.48	3M Jibar	AAA(zaf)	104,264,151	3.55%
ABS: Commercial Mortgage Backed Securities								
PRP1A2	PROPS A1	02-Nov-2004	01-Oct-2009	0.00	3M Jibar	Aaa.za	90,000,000	3.07%
PRP1B2	PROPS B2	02-Nov-2004	01-Oct-2009	0.00	3M Jibar	Aa2.za	30,000,000	1.02%
GPT1A1	Growthpoint	28-Nov-2005	01-Aug-2010	0.84	3M Jibar	AAA(zaf)	132,000,000	4.50%
GPT1A2	Growthpoint	28-Jun-2006	01-Aug-2011	1.84	3M Jibar	AAA(zaf)	156,000,000	5.32%
GPT1B2	Growthpoint	28-Jun-2006	01-Aug-2011	1.84	3M Jibar	AA-(zaf)	121,000,000	4.12%
ABS: Provident Backed Home Loans								
HFS1A1	HomePlan Financial Solutions	01-Aug-2005	26-Jul-2010	0.82	3M Jibar	AAA(zaf)	250,000,000	8.52%
Total Assets in Portfolio					1.80 years		2,934,949,704	100.00%



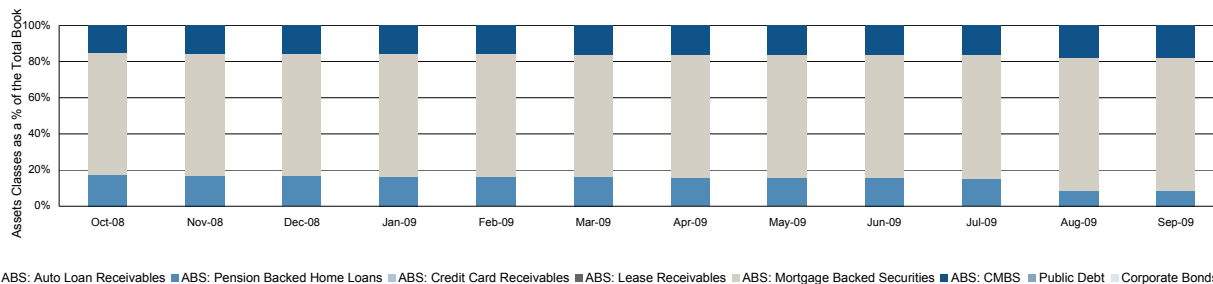
ASSET BACKED ARBITRAGED SECURITIES (PROPRIETARY) LIMITED

(Incorporated with limited liability under Registration Number 2002/019991/07 in the Republic of South Africa)

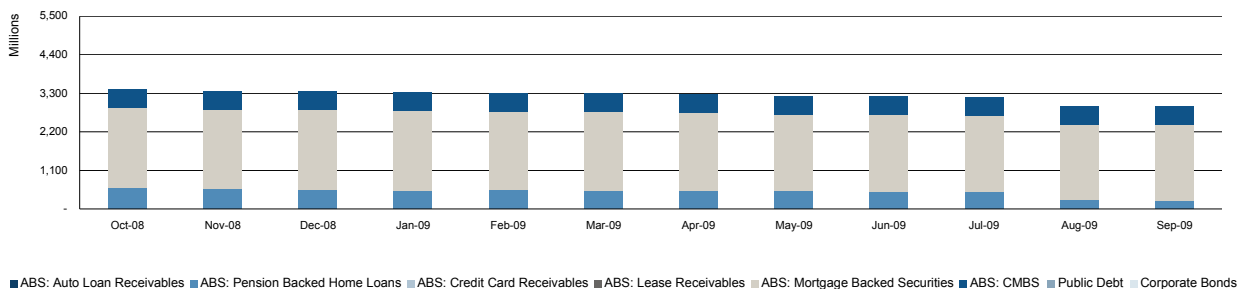
ABACAS Premier Series (Series 1)

30 September 2009

Asset Pool Composition



Asset Growth



Credit Concentration of Assets



Other

Liquidity Facility Provider			Credit Enhancement Facility Provider		
Name	ABSA Capital		Name	ABSA Capital	
Rating	F1+(zaf)		Rating	F1+(zaf)	
Approved Facility	3,272 (ZAR Million)		Approved Facility	1050 (ZAR Million)	
Drawn amount	0.00 (ZAR Million)		Drawn Amount	0 (ZAR Million)	

Credit Enhancement Facility Provider		
Name	ABSA Capital	
Rating	F1+(zaf)	
Available Facility	1050 (ZAR Million)	
Drawn amount	0.00 (ZAR Million)	

Contact Details

Dealer Correy Jansen van Vuuren Tel: 011 895 5507 E-mail: correy.jansenvanvuuren@absacapital.com@absa.com	Conduit Management Prasheena Jaganath Tel: 011 895 7887 E-mail: prasheena.jaganath@absacapital.com	Product Accountant Bridgett Baker - Moonsamy Tel: 011 895 6765 E-mail: bridgett.baker@absacapital.com	Product Accountant Robert Fraser Tel: 011 895 6364 E-mail: robert.fraser@absacapital.com
---	--	---	--

Dealer Nicolene Ramsunder Tel: 011 895 5507 E-mail: nicolene.ramsunder@absacapital.com
--

Disclaimer: Copyright 2008. Publisher: Absa Bank Limited. All rights reserved.

The information in this document is derived from sources which are regarded as accurate and reliable and Absa Capital, a division of Absa Bank Limited ("Absa Capital") does not guarantee the accuracy and/or completeness of said information. No responsibility for any error, omission or loss sustained by any person acting or refraining from acting as a result of this document is accepted by Absa and/or the authors of the material. Past performance is not an indication of future performance and future returns are not guaranteed. No part hereof in any way constitutes advice or a recommendation on any decision by any party using the document relating to any of the financial products or solutions that Absa Capital offers from time to time. It is recommended that independent detailed advice (i.e. tax, accounting, legal and financial advice) be obtained in each case prior to placing any reliance or acting on the information contained in this document.

This report has been prepared for general communication and information purposes only and may not be construed as an offer to buy or sell or a solicitation of an offer to buy or sell any financial instruments referred to herein, or to participate in any particular trading strategy in any jurisdiction in relation to such financial instruments. Any additional information regarding any financial instruments and/or financial products reviewed in this report is available upon request. Any unauthorised use or disclosure of this report is prohibited. Absa and/or its subsidiaries and/or affiliates may act as bankers, arrangers and/or advisors to issuers and/or market makers in financial instruments issued by such issuers as listed in this publication. Absa Capital is an authorised Financial Services Provider.

Manager certification:

The author/s as listed in this publication certifies that no part of its/their compensation was, is or will be, either directly or indirectly, related to the information expressed in this document.

