



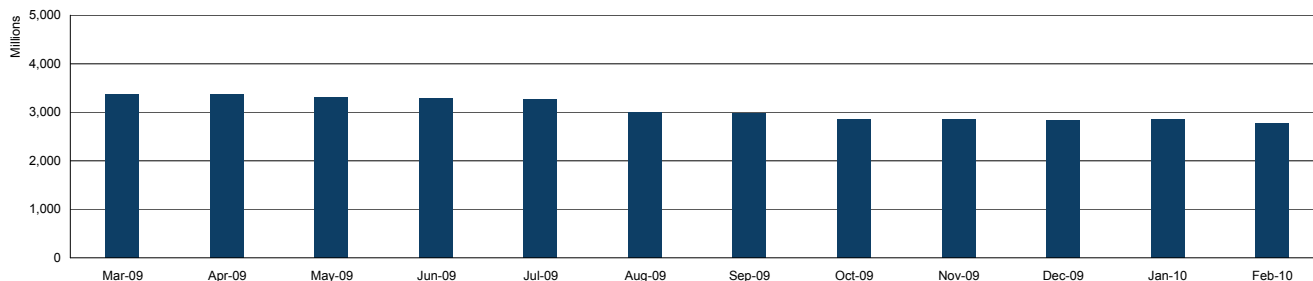
ASSET BACKED ARBITRAGED SECURITIES (PROPRIETARY) LIMITED

(Incorporated with limited liability under Registration Number 2002/019991/07 in the Republic of South Africa)

ABACAS Premier Series (Series 1) **28 February 2010**

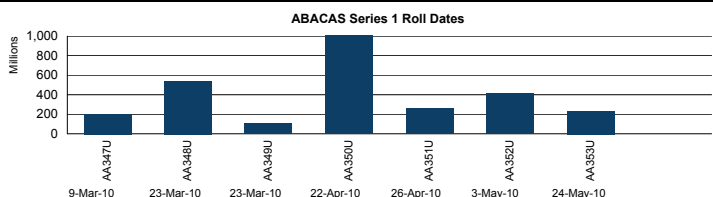
Debt Instruments Outstanding									
Stock Code	Certificate Number	Fitch Rating	Issue Date	Maturity Date	Days to Maturity	Issue Price	Face Value	Weighting	
AA347U	S1 / CP0347U	F1+(zaf)	9-Dec-2009	9-Mar-2010	9	200,000,000	203,701,000	7.37%	
AA348U	S1 / CP0348U	F1+(zaf)	21-Dec-2009	23-Mar-2010	23	530,000,000	540,052,000	19.55%	
AA349U	S1 / CP0349U	F1+(zaf)	22-Dec-2009	23-Mar-2010	23	100,867,925	102,773,000	3.72%	
AA350U	S1 / CP0350U	F1+(zaf)	22-Jan-2010	22-Apr-2010	53	992,000,000	1,010,370,000	36.58%	
AA351U	S1 / CP0351U	F1+(zaf)	25-Jan-2010	26-Apr-2010	57	250,000,000	254,641,000	9.22%	
AA352U	S1 / CP0352U	F1+(zaf)	1-Feb-2010	3-May-2010	64	409,000,000	416,582,000	15.08%	
AA353U	S1 / CP0353U	F1+(zaf)	22-Feb-2010	24-May-2010	85	230,000,000	234,298,000	8.48%	
Total Debt Instruments Outstanding					47.52 days	2,711,867,925	2,762,417,000	100.00%	

Face Value of Outstanding Debt Instruments



Upcoming Debt Instruments Maturities

Code	Maturity Date	Face Value	Days to Maturity
AA347U	9-Mar-2010	203,701,000	9.00
AA348U	23-Mar-2010	540,052,000	23.00
AA349U	23-Mar-2010	102,773,000	23.00
AA350U	22-Apr-2010	1,010,370,000	53.00
AA351U	26-Apr-2010	254,641,000	57.00
AA352U	3-May-2010	416,582,000	64.00
AA353U	24-May-2010	234,298,000	85.00



Weighted Average Tenure of Outstanding Debt Instruments

2,762,417,000 47.52 days

Underlying Assets

Code	Asset	Issue	WAL Maturity	WAL	Benchmark	Rating	Nominal Value	Weighting
ABS: Residential Mortgage Backed Securities								
SHLA2	Sanlam Home Loans 103	01-Nov-2005	22-Oct-2010	0.65	3M Jibar	AAA(zaf)	169,000,000	6.23%
SHLA3	Sanlam Home Loans 103	01-Nov-2005	22-Oct-2010	0.65	3M Jibar	AAA(zaf)	36,000,000	1.33%
SHLA6	Sanlam Home Loans 103	03-May-2006	22-Oct-2012	2.65	3M Jibar	AAA(zaf)	26,000,000	0.96%
SHLB2	Sanlam Home Loans 103	01-Nov-2005	22-Oct-2010	0.65	3M Jibar	AA(zaf)	14,000,000	0.52%
SHLB4	Sanlam Home Loans 103	03-May-2006	22-Oct-2010	0.65	3M Jibar	AA(zaf)	18,000,000	0.66%
SHLB5	Sanlam Home Loans 103	03-May-2006	22-Oct-2012	2.65	3M Jibar	AA(zaf)	6,000,000	0.22%
SHLA8	Sanlam Home Loans 103	01-Nov-2006	22-Oct-2010	0.65	3M Jibar	AAA(zaf)	151,000,000	5.57%
SHLA9	Sanlam Home Loans 103	01-Nov-2006	22-Oct-2012	2.65	3M Jibar	AAA(zaf)	209,000,000	7.71%
SHLB7	Sanlam Home Loans 103	01-Nov-2006	22-Oct-2010	0.65	3M Jibar	AA(zaf)	39,000,000	1.44%
SHLB8	Sanlam Home Loans 103	01-Nov-2006	22-Oct-2012	2.65	3M Jibar	AA(zaf)	24,000,000	0.88%
SHLA11	Sanlam Home Loans 103	01-Aug-2007	22-Oct-2012	2.65	3M Jibar	AAA(zaf)	300,000,000	11.06%
NQF1A2	Nqaba Finance 1	31-May-2006	22-May-2011	1.23	3M Jibar	AAA(zaf)	51,000,000	1.88%
NQF1A3	Nqaba Finance 1	31-May-2006	22-May-2011	1.23	3M Jibar	AAA(zaf)	34,000,000	1.25%
NQF1B2	Nqaba Finance 1	31-May-2006	22-May-2011	1.23	3M Jibar	AA(zaf)	32,000,000	1.18%
NQF1A4	Nqaba Finance 1	28-Sep-2007	22-May-2010	0.23	3M Jibar	AAA(zaf)	113,000,000	4.17%
BLG2B	Blue Granite	19-Jun-2006	21-Jun-2011	1.31	3M Jibar	AA(zaf)	30,000,000	1.11%
1BG4A2	Blue Granite	07-Mar-2007	21-Mar-2012	2.06	3M Jibar	AAA(zaf)	358,000,000	13.20%
1BG4B	Blue Granite	07-Mar-2007	21-Mar-2012	2.06	3M Jibar	AA(zaf)	142,000,000	5.24%
IKH1A5	Ikhaya 1	09-Mar-2007	09-Dec-2011	1.78	3M Jibar	AAA(zaf)	200,000,000	7.37%
IKH2A2	Ikhaya 2	22-Jun-2007	22-Mar-2012	2.06	3M Jibar	AAA(zaf)	100,867,924	3.72%
ABS: Commercial Mortgage Backed Securities								
GPT1A1	Growthpoint	28-Nov-2005	01-Aug-2010	0.42	3M Jibar	AAA(zaf)	132,000,000	4.87%
GPT1A2	Growthpoint	28-Jun-2006	01-Aug-2011	1.42	3M Jibar	AAA(zaf)	156,000,000	5.75%
GPT1B2	Growthpoint	28-Jun-2006	01-Aug-2011	1.42	3M Jibar	AA-(zaf)	121,000,000	4.46%
ABS: Provident Backed Home Loans								
HFS1A1	HomePlan Financial Solutions	01-Aug-2005	26-Jul-2010	0.41	3M Jibar	AAA(zaf)	250,000,000	9.22%
Total Assets in Portfolio				1.52 years			2,711,867,924	100.00%



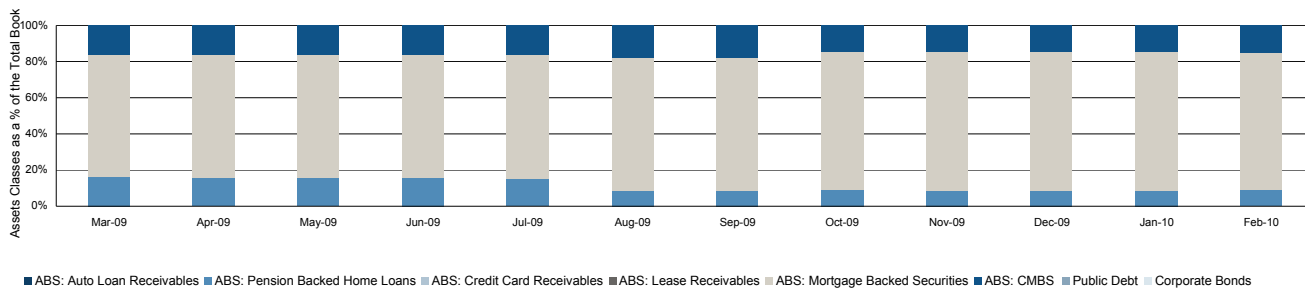
ASSET BACKED ARBITRAGED SECURITIES (PROPRIETARY) LIMITED

(Incorporated with limited liability under Registration Number 2002/019991/07 in the Republic of South Africa)

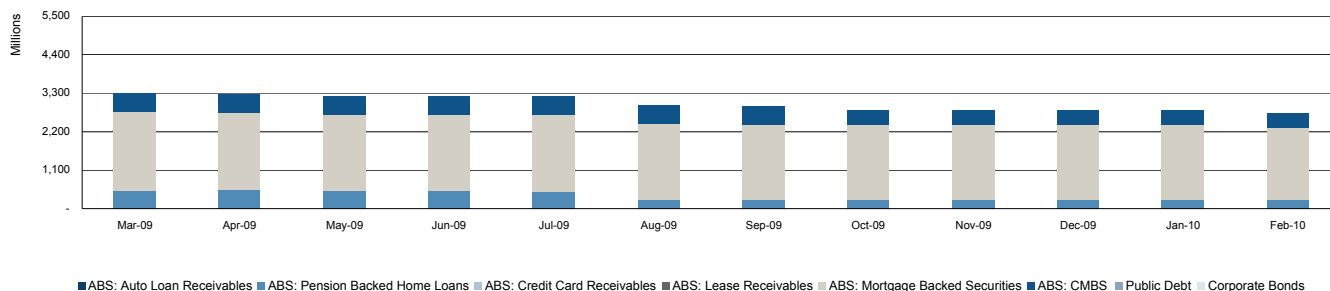
ABACAS Premier Series (Series 1)

28 February 2010

Asset Pool Composition



Asset Growth



Credit Concentration of Assets



Other

Liquidity Facility Provider		Credit Enhancement Facility Provider		Hedge Counterparty	
Name	ABSA Capital	Name	ABSA Capital	Name	ABSA Capital
Rating	F1+(zaf)	Rating	F1+(zaf)	Rating	F1+(zaf)
Approved Facility	2762 (ZAR Million)	Available Facility	1050 (ZAR Million)		
Drawn amount	0.00 (ZAR Million)	Drawn amount	0.00 (ZAR Million)		

Contact Details

Dealer
Rushil Maharaj
Tel: (011) 895 5507
E-mail: rushil.maharaj@absacapital.com

Conduit Management
Kuveshen Chetty
Tel: (011) 895 6320
E-mail: kuveshen.chetty@absacapital.com

Product Accountant
Bridgett Baker - Moonsamy
Tel: (011) 895 6765
E-mail: bridgett.baker@absacapital.com

Dealer
Nicolene Ramsunder
Tel: (011) 895 5507
E-mail: nicolene.ramsunder@absacapital.com

Conduit Management
Deon Raju
Tel: (011) 895 7107
E-mail: deon.raju@absacapital.com

Product Accountant
Suren Goburdhun
Tel: (011) 895 6466
E-mail: suren.goburdhun@barclayscapital.com

Disclaimer: Copyright 2010. Publisher: Absa Bank Limited. All rights reserved.

The information in this document is derived from sources which are regarded as accurate and reliable and Absa Capital, a division of Absa Bank Limited ("Absa Capital") does not guarantee the accuracy and/or completeness of said information. No responsibility for any error, omission or loss sustained by any person acting or refraining from acting as a result of this document is accepted by Absa and/or the author/s of the material. Past performance is not an indication of future performance and future returns are not guaranteed. No part hereof in an constitutes advice or a recommendation on any decision by any party using the document relating to any of the financial products or solutions that Absa Capital offers from time to time. It is recommended that independent detailed advice (i.e. tax, accounting, legal and financial advice) be obtained in each case prior to placing any reliance or acting on the information contained in this document.

This report has been prepared for general communication and information purposes only and may not be construed as an offer to buy or sell or a solicitation of an offer to buy or sell any financial instruments referred to herein, or to participate in any particular trading strategy in any jurisdiction in relation to such financial instruments. Any additional information regarding any financial instruments and/or financial products reviewed in this report is available upon request. Any unauthorised use or disclosure of this report is prohibited. Absa and/or its subsidiaries and/or affiliates may act as bankers, arrangers and/or advisors to issuers and/or market makers in financial instruments issued by such issuers as listed in this publication. Absa Capital is an authorised Financial Services Provider.

Manager certification:

The author/s as listed in this publication certifies that no part of its/their compensation was, is or will be, either directly or indirectly, related to the information expressed in this document.



ABS CAPITAL, A DIVISION OF ABSA BANK LIMITED, REG. NO. 1985/00794/06
Authorised Financial Services Provider. Bico-licensêre Finansierings Bed. No. N2003/10