



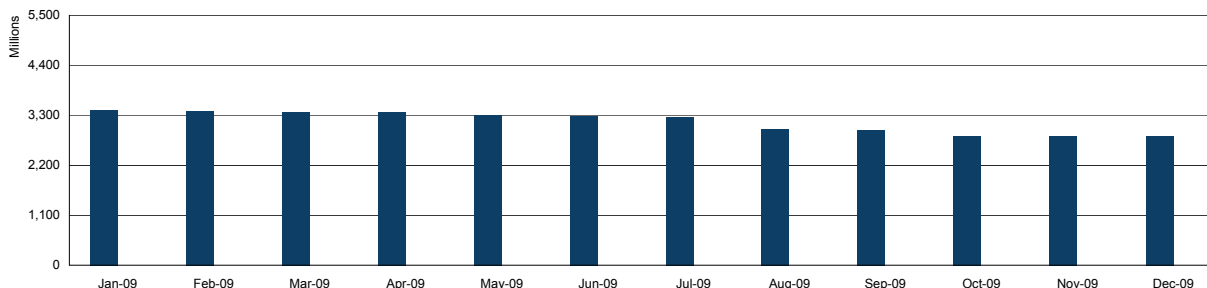
ASSET BACKED ARBITRAGED SECURITIES (PROPRIETARY) LIMITED

(Incorporated with limited liability under Registration Number 2002/019991/07 in the Republic of South Africa)

ABACAS Premier Series (Series 1) 31 December 2009

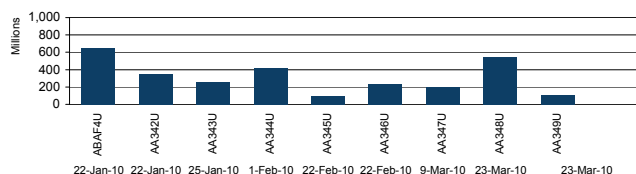
Debt Instruments Outstanding								
Stock Code	Certificate Number	Fitch Rating	Issue Date	Maturity Date	Days to Maturity	Issue Price	Face Value	Weighting
ABAF4U	S1 / FRN004	F1+(zaf)	22-Jul-2009	22-Jan-2010	22	650,000,000	650,000,000	22.91%
AA342U	S1 / CP0342U	F1+(zaf)	22-Oct-2009	22-Jan-2010	22	342,000,000	348,463,000	12.28%
AA343U	S1 / CP0343U	F1+(zaf)	26-Oct-2009	25-Jan-2010	25	250,000,000	254,668,000	8.97%
AA344U	S1 / CP0344U	F1+(zaf)	2-Nov-2009	1-Feb-2010	32	409,000,000	416,601,000	14.68%
AA345U	S1 / CP0345U	F1+(zaf)	23-Nov-2009	22-Feb-2010	53	85,529,328	87,100,000	3.07%
AA346U	S1 / CP0346U	F1+(zaf)	23-Nov-2009	22-Feb-2010	53	230,000,000	234,238,000	8.25%
AA347U	S1 / CP0347U	F1+(zaf)	9-Dec-2009	9-Mar-2010	68	200,000,000	203,701,000	7.18%
AA348U	S1 / CP0348U	F1+(zaf)	21-Dec-2009	23-Mar-2010	82	530,000,000	540,052,000	19.03%
AA349U	S1 / CP0349U	F1+(zaf)	22-Dec-2009	23-Mar-2010	82	100,867,925	102,773,000	3.62%
Total Debt Instruments Outstanding					44.14 days	2,797,397,253	2,837,596,000	100.00%

Face Value of Outstanding Debt Instruments



Upcoming Debt Instruments Maturities			
Code	Maturity Date	Face Value	Days to Maturity
ABAF4U	22-Jan-2010	650,000,000	22.00
AA342U	22-Jan-2010	348,463,000	22.00
AA343U	25-Jan-2010	254,668,000	25.00
AA344U	1-Feb-2010	416,601,000	32.00
AA345U	22-Feb-2010	87,100,000	53.00
AA346U	22-Feb-2010	234,238,000	53.00
AA347U	9-Mar-2010	203,701,000	68.00
AA348U	23-Mar-2010	540,052,000	82.00
AA349U	23-Mar-2010	102,773,000	82.00

ABACAS Series 1 Roll Dates



Weighted Average Tenure of Outstanding Debt Instruments

2,837,596,000 44.14 days

Underlying Assets								
Code	Asset	Issue	WAL Maturity	WAL	Benchmark	Rating	Nominal Value	Weighting
ABS: Residential Mortgage Backed Securities								
THE5A	Thekwini 5	21-Feb-2005	22-Feb-2010	0.15	3M Jibar	AAA(zaf)	85,529,328	3.06%
SHLA2	Sanlam Home Loans 103	01-Nov-2005	22-Oct-2010	0.81	3M Jibar	AAA(zaf)	169,000,000	6.04%
SHLA3	Sanlam Home Loans 103	01-Nov-2005	22-Oct-2010	0.81	3M Jibar	AAA(zaf)	36,000,000	1.29%
SHLA6	Sanlam Home Loans 103	03-May-2006	22-Oct-2012	2.81	3M Jibar	AAA(zaf)	26,000,000	0.93%
SHLB2	Sanlam Home Loans 103	01-Nov-2005	22-Oct-2010	0.81	3M Jibar	AA(zaf)	14,000,000	0.50%
SHLB4	Sanlam Home Loans 103	03-May-2006	22-Oct-2010	0.81	3M Jibar	AA(zaf)	18,000,000	0.64%
SHLB5	Sanlam Home Loans 103	03-May-2006	22-Oct-2012	2.81	3M Jibar	AA(zaf)	6,000,000	0.21%
SHLA8	Sanlam Home Loans 103	01-Nov-2006	22-Oct-2010	0.81	3M Jibar	AAA(zaf)	151,000,000	5.40%
SHLA9	Sanlam Home Loans 103	01-Nov-2006	22-Oct-2012	2.81	3M Jibar	AAA(zaf)	209,000,000	7.47%
SHLB7	Sanlam Home Loans 103	01-Nov-2006	22-Oct-2010	0.81	3M Jibar	AA(zaf)	39,000,000	1.39%
SHLB8	Sanlam Home Loans 103	01-Nov-2006	22-Oct-2012	2.81	3M Jibar	AA(zaf)	24,000,000	0.86%
SHLA11	Sanlam Home Loans 103	01-Aug-2007	22-Oct-2012	2.81	3M Jibar	AAA(zaf)	300,000,000	10.72%
NQF1A2	Nqaba Finance 1	31-May-2006	22-May-2011	1.39	3M Jibar	AAA(zaf)	51,000,000	1.82%
NQF1A3	Nqaba Finance 1	31-May-2006	22-May-2011	1.39	3M Jibar	AAA(zaf)	34,000,000	1.22%
NQF1B2	Nqaba Finance 1	31-May-2006	22-May-2011	1.39	3M Jibar	AA(zaf)	32,000,000	1.14%
NQF1A4	Nqaba Finance 1	28-Sep-2007	22-May-2010	0.39	3M Jibar	AAA(zaf)	113,000,000	4.04%
BLG2B	Blue Granite	19-Jun-2006	21-Jun-2011	1.47	3M Jibar	AA(zaf)	30,000,000	1.07%
1BG4A2	Blue Granite	07-Mar-2007	21-Mar-2012	2.22	3M Jibar	AAA(zaf)	358,000,000	12.80%
1BG4B	Blue Granite	07-Mar-2007	21-Mar-2012	2.22	3M Jibar	AA(zaf)	142,000,000	5.08%
IKH1A5	Ikhaya 1	09-Mar-2007	09-Dec-2011	1.94	3M Jibar	AAA(zaf)	200,000,000	7.15%
IKH2A2	Ikhaya 2	22-Jun-2007	22-Mar-2012	2.22	3M Jibar	AAA(zaf)	100,867,924	3.61%
ABS: Commercial Mortgage Backed Securities								
GPT1A1	Growthpoint	28-Nov-2005	01-Aug-2010	0.58	3M Jibar	AAA(zaf)	132,000,000	4.72%
GPT1A2	Growthpoint	28-Jun-2006	01-Aug-2011	1.58	3M Jibar	AAA(zaf)	156,000,000	5.58%
GPT1B2	Growthpoint	28-Jun-2006	01-Aug-2011	1.58	3M Jibar	AA(zaf)	121,000,000	4.33%
ABS: Provident Backed Home Loans								
HFS1A1	HomePlan Financial Solutions	01-Aug-2005	26-Jul-2010	0.57	3M Jibar	AAA(zaf)	250,000,000	8.94%
Total Assets in Portfolio				1.64 years			2,797,397,253	100.00%



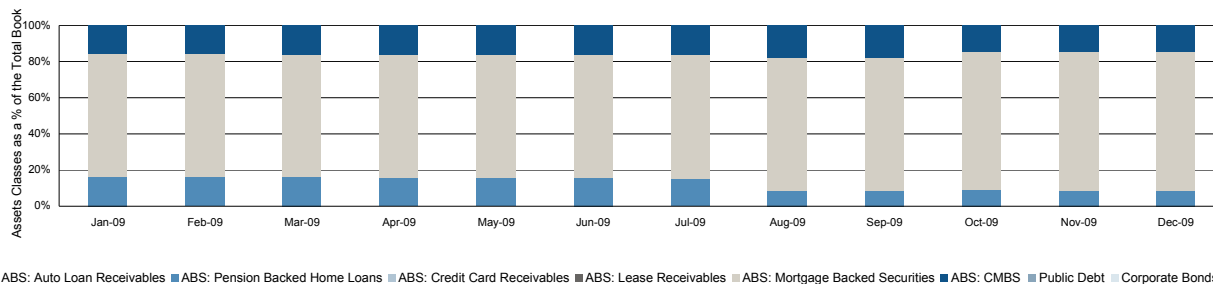
ASSET BACKED ARBITRAGED SECURITIES (PROPRIETARY) LIMITED

(Incorporated with limited liability under Registration Number 2002/019991/07 in the Republic of South Africa)

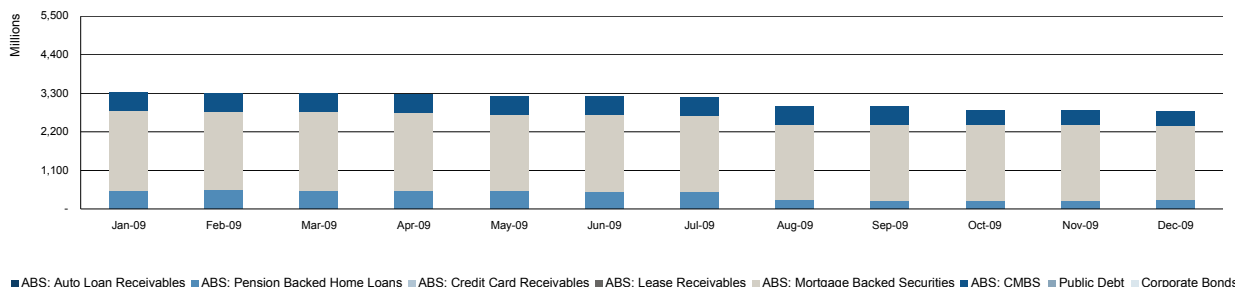
ABACAS Premier Series (Series 1)

31 December 2009

Asset Pool Composition



Asset Growth



Credit Concentration of Assets



Other

Liquidity Facility Provider			Credit Enhancement Facility Provider		
Name	ABSA Capital		Name	ABSA Capital	
Rating	F1+(zaf)		Rating	F1+(zaf)	
Approved Facility	3,272	(ZAR Million)	Approved Facility	1050	(ZAR Million)
Drawn amount	0.00	(ZAR Million)	Drawn Amount	0	(ZAR Million)

Credit Enhancement Facility Provider		
Name	ABSA Capital	
Rating	F1+(zaf)	
Available Facility	1050 (ZAR Million)	
Drawn amount	0.00 (ZAR Million)	

Contact Details

Dealer	Conduit Management	Product Accountant	Product Accountant
Nicolene Ramsunder Tel: 011 895 5507 E-mail: nicolene.ramsunder@absacapital.com	Prasheena Jaganath Tel: 011 895 7887 E-mail: prasheena.jaganath@absacapital.com	Bridgett Baker - Moonsamy Tel: 011 895 6765 E-mail: bridgett.baker@absacapital.com	Suren Goburdhun Tel: 011 895 6466 E-mail: suren.goburdhun@absacapital.com

Disclaimer: Copyright 2008. Publisher: Absa Bank Limited. All rights reserved.

The information in this document is derived from sources which are regarded as accurate and reliable and Absa Capital, a division of Absa Bank Limited ("Absa Capital") does not guarantee the accuracy and/or completeness of said information. No responsibility for any error, omission or loss sustained by any person acting or refraining from acting as a result of this document is accepted by Absa and/or the authors of the material. Past performance is not an indication of future performance and future returns are not guaranteed. No part hereof in any way constitutes advice or a recommendation on any decision by any party using the document relating to any of the financial products or solutions that Absa Capital offers from time to time. It is recommended that independent detailed advice (i.e. tax, accounting, legal and financial advice) be obtained in each case prior to placing any reliance or acting on the information contained in this document.

This report has been prepared for general communication and information purposes only and may not be construed as an offer to buy or sell or a solicitation of an offer to buy or sell any financial instruments referred to herein, or to participate in any particular trading strategy in any jurisdiction in relation to such financial instruments. Any additional information regarding any financial instruments and/or financial products reviewed in this report is available upon request. Any unauthorised use or disclosure of this report is prohibited. Absa and/or its subsidiaries and/or affiliates may act as bankers, arrangers and/or advisors to issuers and/or market makers in financial instruments issued by such issuers as listed in this publication. Absa Capital is an authorised Financial Services Provider.

Manager certification:

The author/s as listed in this publication certifies that no part of its/their compensation was, is or will be, either directly or indirectly, related to the information expressed in this document.

Affiliated with BARCLAYS CAPITAL

ABSA CAPITAL
ABSA CAPITAL, A DIVISION OF ABSA BANK LIMITED. REG NO 1986/019991/06
 AUTOTRUSTED FINANCIAL SERVICES PROVIDER. BECOTRUSTED/CAPOF PROVIDER REG NO NCBSP/09