



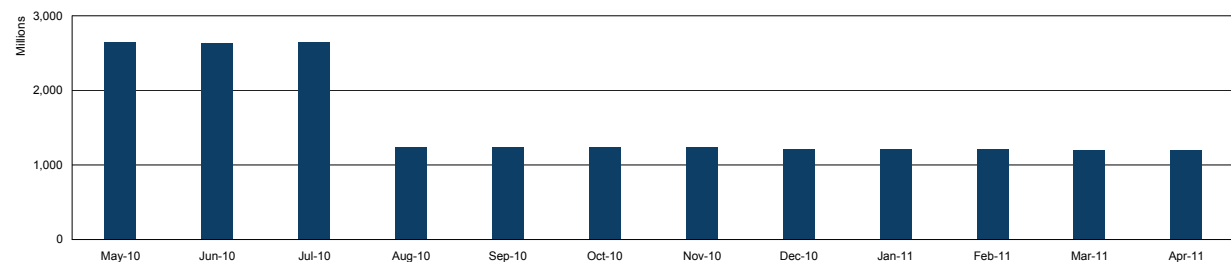
## ASSET BACKED ARBITRAGED SECURITIES (PROPRIETARY) LIMITED

(Incorporated with limited liability under Registration Number 2002/019991/07 in the Republic of South Africa)

### ABACAS Premier Series (Series 1) 30 April 2011

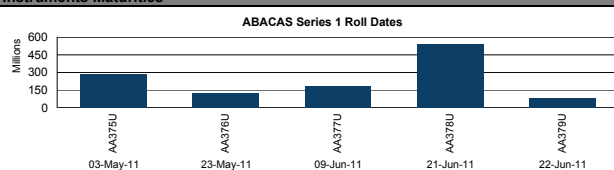
Debt Instruments Outstanding								
Stock Code	Certificate Number	Fitch Rating	Issue Date	Maturity Date	Days to Maturity	Issue Price	Face Value	Weighting
AA375U	S1 / CP0375U	F1+(zaf)	1-Feb-2011	3-May-2011	3	277,000,000	281,034,000	23.40%
AA376U	S1 / CP0376U	F1+(zaf)	22-Feb-2011	23-May-2011	23	117,000,000	118,672,000	9.88%
AA377U	S1 / CP0377U	F1+(zaf)	9-Mar-2011	9-Jun-2011	40	180,592,992	183,254,000	15.26%
AA378U	S1 / CP0378U	F1+(zaf)	22-Mar-2011	21-Jun-2011	52	530,000,000	537,724,000	44.77%
AA379U	S1 / CP0379U	F1+(zaf)	22-Mar-2011	22-Jun-2011	53	79,132,075	80,298,000	6.69%
<b>Total Debt Instruments Outstanding</b>					<b>35.90 days</b>	<b>1,183,725,067</b>	<b>1,200,982,000</b>	<b>100.00%</b>

### Face Value of Outstanding Debt Instruments



### Upcoming Debt Instruments Maturities

Code	Maturity Date	Face Value	Days to Maturity
AA375U	3-May-2011	281,034,000	3.00
AA376U	23-May-2011	118,672,000	23.00
AA377U	9-Jun-2011	183,254,000	40.00
AA378U	21-Jun-2011	537,724,000	52.00
AA379U	22-Jun-2011	80,298,000	53.00



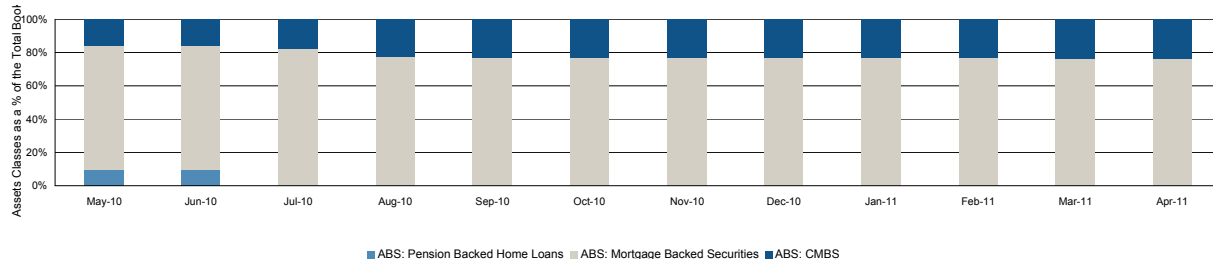
Weighted Average Tenure of Outstanding Debt Instruments: **1,200,982,000** (Face Value) and **35.90 days** (Days to Maturity)

### Underlying Assets


Code	Asset	Issue	WAL Maturity	WAL	Benchmark	Rating	Nominal Value	Weighting
<b>ABS: Residential Mortgage Backed Securities</b>								
NQF1A2	Nqaba Finance 1	31-May-2006	23-May-2011	0.06	3M Jibar	AAA(zaf)	51,000,000	4.31%
NQF1A3	Nqaba Finance 1	31-May-2006	23-May-2011	0.06	3M Jibar	AAA(zaf)	34,000,000	2.87%
NQF1B2	Nqaba Finance 1	31-May-2006	23-May-2011	0.06	3M Jibar	AA(zaf)	32,000,000	2.70%
BLG2B	Blue Granite	19-Jun-2006	21-Jun-2011	0.14	3M Jibar	AA(zaf)	30,000,000	2.53%
1BG4A2	Blue Granite	07-Mar-2007	21-Mar-2012	0.89	3M Jibar	AAA(zaf)	358,000,000	30.24%
1BG4B	Blue Granite	07-Mar-2007	21-Mar-2012	0.89	3M Jibar	AA(zaf)	142,000,000	12.00%
IKH1A5	Ikhaya 1	09-Mar-2007	09-Dec-2011	0.61	3M Jibar	AAA(zaf)	180,592,992	15.26%
IKH2A2	Ikhaya 2	22-Jun-2007	22-Mar-2012	0.90	3M Jibar	AAA(zaf)	79,132,075	6.69%
<b>ABS: Commercial Mortgage Backed Securities</b>								
GPT1A2	Growthpoint	28-Jun-2006	01-Aug-2011	0.25	3M Jibar	AAA(zaf)	156,000,000	13.18%
GPT1B2	Growthpoint	28-Jun-2006	01-Aug-2011	0.25	3M Jibar	AA-(zaf)	121,000,000	10.22%

Total Assets in Portfolio: **0.60 years** (WAL) and **1,183,725,067** (Nominal Value) and **100.00%** (Weighting)

### Asset Pool Composition



### Asset Growth



**ASSET BACKED ARBITRAGED SECURITIES (PROPRIETARY) LIMITED**

(Incorporated with limited liability under Registration Number 2002/019991/07 in the Republic of South Africa)

**ABACAS Premier Series (Series 1)****30 April 2011****Credit Concentration of Assets**

AAA	72.54%
AA+ to AA-	27.46%
	<b>100.00%</b>

Other					
Liquidity Facility Provider		Credit Enhancement Facility Provider		Hedge Counterparty	
Name	ABSA Capital	Name	ABSA Capital	Name	ABSA Capital
Rating	F1+(zaf)	Rating	F1+(zaf)	Rating	F1+(zaf)
Approved Facility	1201 (ZAR Million)	Available Facility	1050 (ZAR Million)		
Drawn amount	0.00 (ZAR Million)	Drawn amount	0.00 (ZAR Million)		

Contact Details					
<b>Dealer</b>		<b>Conduit Management</b>		<b>Product Accountant</b>	
Rushil Maharaj		Kuveshen Chetty		Bridgett Baker - Moonsamy	
Tel: (011) 895 5507		Tel: (011) 895 6320		Tel: (011) 895 6765	
E-mail: rushil.maharaj@absacapital.com		E-mail: kuveshen.chetty@absacapital.com		E-mail: bridgett.baker@absacapital.com	
				<b>Product Accountant</b>	
				Ashley Dau	
				Tel: (011) 895 6045	
				E-mail: ashley.dau@absacapital.com	

**Disclaimer: Copyright 2010. Publisher: Absa Bank Limited. All rights reserved.**

The information in this document is derived from sources which are regarded as accurate and reliable and Absa Capital, a division of Absa Bank Limited ("Absa Capital") does not guarantee the accuracy and/or completeness of said information. No responsibility for any error, omission or loss sustained by any person acting or refraining from acting as a result of this document is accepted by Absa and/or the author/s of the material. Past performance is not an indication of future performance and future returns are not guaranteed. No part hereof in any way constitutes advice or a recommendation on any decision by any party using the document relating to any of the financial products or solutions that Absa Capital offers from time to time. It is recommended that independent detailed advice (i.e. tax, accounting, legal and financial advice) be obtained in each case prior to placing any reliance or acting on the information contained in this document.

This report has been prepared for general communication and information purposes only and may not be construed as an offer to buy or sell or a solicitation of an offer to buy or sell any financial instruments referred to herein, or to participate in any particular trading strategy in any jurisdiction in relation to such financial instruments. Any additional information regarding any financial instruments and/or financial products reviewed in this report is available upon request. Any unauthorised use or disclosure of this report is prohibited. Absa and/or its subsidiaries and/or affiliates may act as bankers, arrangers and/or advisors to issuers and/or market makers in financial instruments issued by such issuers as listed in this publication. Absa Capital is an authorised Financial Services Provider.

**Manager certification:**

The author/s as listed in this publication certifies that no part of its/their compensation was, is or will be, either directly or indirectly, related to the information expressed in this document.

Affiliated with **BARCLAYS CAPITAL**

**ABSA CAPITAL**  
ABSA CAPITAL, A DIVISION OF ABSA BANK LIMITED. REG. NO. 2002/019991/07  
 AUTHORISED FINANCIAL SERVICES PROVIDER (BUSINESS CREDIT PROVIDER REG. NO. 19327)