



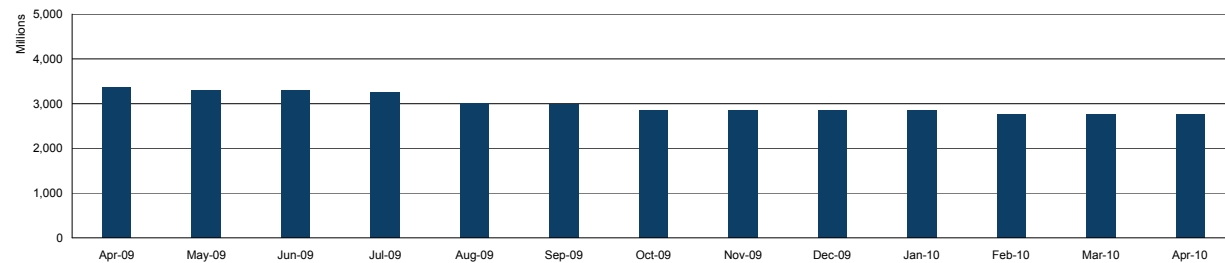
ASSET BACKED ARBITRAGED SECURITIES (PROPRIETARY) LIMITED

(Incorporated with limited liability under Registration Number 2002/019991/07 in the Republic of South Africa)

ABACAS Premier Series (Series 1) **30 April 2010**

Debt Instruments Outstanding								
Stock Code	Certificate Number	Fitch Rating	Issue Date	Maturity Date	Days to Maturity	Issue Price	Face Value	Weighting
AA352U	S1 / CP0352U	F1+(zaf)	1-Feb-2010	3-May-2010	3	409,000,000	416,582,000	15.11%
AA353U	S1 / CP0353U	F1+(zaf)	22-Feb-2010	24-May-2010	24	230,000,000	234,298,000	8.50%
AA354U	S1 / CP0354U	F1+(zaf)	9-Mar-2010	9-Jun-2010	40	200,000,000	203,741,000	7.39%
AA355U	S1 / CP0355U	F1+(zaf)	23-Mar-2010	21-Jun-2010	52	530,000,000	539,743,000	19.58%
AA356U	S1 / CP0356U	F1+(zaf)	23-Mar-2010	22-Jun-2010	53	96,792,453	98,604,000	3.58%
AA357U	S1 / CP0357U	F1+(zaf)	22-Apr-2010	22-Jul-2010	83	992,000,000	1,009,053,000	36.61%
AA358U	S1 / CP0358U	F1+(zaf)	26-Apr-2010	26-Jul-2010	87	250,000,000	254,254,000	9.22%
Total Debt Instruments Outstanding					55.94 days	2,707,792,453	2,756,275,000	100.00%

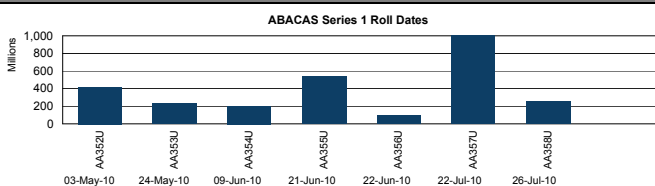
Face Value of Outstanding Debt Instruments



Upcoming Debt Instruments Maturities

Code	Maturity Date	Face Value	Days to Maturity
AA352U	3-May-2010	416,582,000	3.00
AA353U	24-May-2010	234,298,000	24.00
AA354U	9-Jun-2010	203,741,000	40.00
AA355U	21-Jun-2010	539,743,000	52.00
AA356U	22-Jun-2010	98,604,000	53.00
AA357U	22-Jul-2010	1,009,053,000	83.00
AA358U	26-Jul-2010	254,254,000	87.00

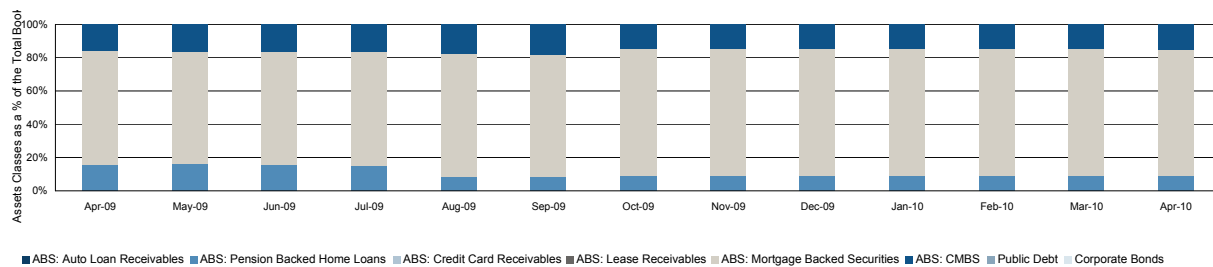
Weighted Average Tenure of Outstanding Debt Instruments **55.94 days**



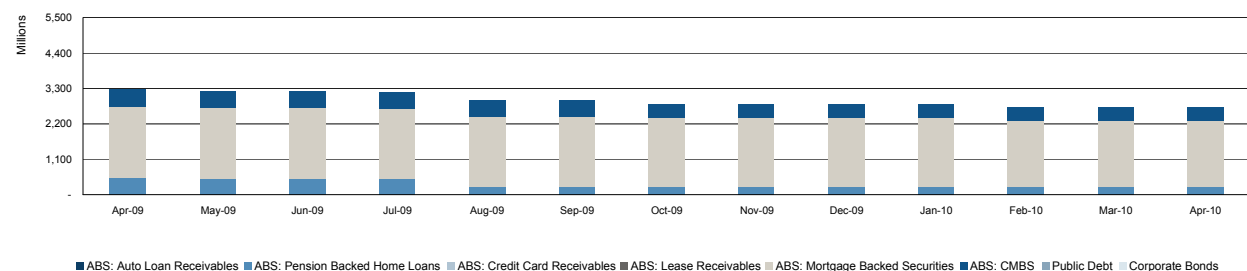
Underlying Assets

Code	Asset	Issue	WAL Maturity	WAL	Benchmark	Rating	Nominal Value	Weighting
ABS: Residential Mortgage Backed Securities								
SHLA2	Sanlam Home Loans 103	01-Nov-2005	22-Oct-2010	0.48	3M Jibar	AAA(zaf)	169,000,000	6.24%
SHLA3	Sanlam Home Loans 103	01-Nov-2005	22-Oct-2010	0.48	3M Jibar	AAA(zaf)	36,000,000	1.33%
SHLA6	Sanlam Home Loans 103	03-May-2006	22-Oct-2012	2.48	3M Jibar	AAA(zaf)	26,000,000	0.96%
SHLB2	Sanlam Home Loans 103	01-Nov-2005	22-Oct-2010	0.48	3M Jibar	AA(zaf)	14,000,000	0.52%
SHLB4	Sanlam Home Loans 103	03-May-2006	22-Oct-2010	0.48	3M Jibar	AA(zaf)	18,000,000	0.66%
SHLB5	Sanlam Home Loans 103	03-May-2006	22-Oct-2012	2.48	3M Jibar	AA(zaf)	6,000,000	0.22%
SHLA8	Sanlam Home Loans 103	01-Nov-2006	22-Oct-2010	0.48	3M Jibar	AAA(zaf)	151,000,000	5.58%
SHLA9	Sanlam Home Loans 103	01-Nov-2006	22-Oct-2012	2.48	3M Jibar	AAA(zaf)	209,000,000	7.72%
SHLB7	Sanlam Home Loans 103	01-Nov-2006	22-Oct-2010	0.48	3M Jibar	AA(zaf)	39,000,000	1.44%
SHLB8	Sanlam Home Loans 103	01-Nov-2006	22-Oct-2012	2.48	3M Jibar	AA(zaf)	24,000,000	0.89%
SHLA11	Sanlam Home Loans 103	01-Aug-2007	22-Oct-2012	2.48	3M Jibar	AAA(zaf)	300,000,000	11.08%
NQF1A2	Nqaba Finance 1	31-May-2006	22-May-2011	1.06	3M Jibar	AAA(zaf)	51,000,000	1.88%
NQF1A3	Nqaba Finance 1	31-May-2006	22-May-2011	1.06	3M Jibar	AAA(zaf)	34,000,000	1.26%
NQF1B2	Nqaba Finance 1	31-May-2006	22-May-2011	1.06	3M Jibar	AA(zaf)	32,000,000	1.18%
NQF1A4	Nqaba Finance 1	28-Sep-2007	22-May-2010	0.06	3M Jibar	AAA(zaf)	113,000,000	4.17%
BLG2B	Blue Granite	19-Jun-2006	21-Jun-2011	1.14	3M Jibar	AA(zaf)	30,000,000	1.11%
1BG4A2	Blue Granite	07-Mar-2007	21-Mar-2012	1.89	3M Jibar	AAA(zaf)	358,000,000	13.22%
1BG4B	Blue Granite	07-Mar-2007	21-Mar-2012	1.89	3M Jibar	AA(zaf)	142,000,000	5.24%
IKH1A5	Ikhaya 1	09-Mar-2007	09-Dec-2011	1.61	3M Jibar	AAA(zaf)	200,000,000	7.39%
IKH2A2	Ikhaya 2	22-Jun-2007	22-Mar-2012	1.90	3M Jibar	AAA(zaf)	96,792,453	3.57%
ABS: Commercial Mortgage Backed Securities								
GPT1A1	Growthpoint	28-Nov-2005	01-Aug-2010	0.25	3M Jibar	AAA(zaf)	132,000,000	4.87%
GPT1A2	Growthpoint	28-Jun-2006	01-Aug-2011	1.25	3M Jibar	AAA(zaf)	156,000,000	5.76%
GPT1B2	Growthpoint	28-Jun-2006	01-Aug-2011	1.25	3M Jibar	AA-(zaf)	121,000,000	4.47%
ABS: Provident Backed Home Loans								
HFS1A1	HomePlan Financial Solutions	01-Aug-2005	26-Jul-2010	0.24	3M Jibar	AAA(zaf)	250,000,000	9.23%
Total Assets in Portfolio					1.35 years		2,707,792,453	100.00%

Asset Pool Composition

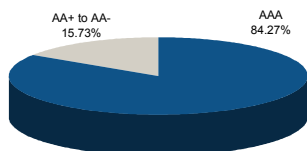


Asset Growth



**ASSET BACKED ARBITRAGED SECURITIES (PROPRIETARY) LIMITED**

(Incorporated with limited liability under Registration Number 2002/019991/07 in the Republic of South Africa)

ABACAS Premier Series (Series 1)**30 April 2010****Credit Concentration of Assets**

AAA	84.27%
AA+ to AA-	15.73%
Total	100.00%

Other					
Liquidity Facility Provider		Credit Enhancement Facility Provider		Hedge Counterparty	
Name	ABSA Capital	Name	ABSA Capital	Name	ABSA Capital
Rating	F1+(zaf)	Rating	F1+(zaf)	Rating	F1+(zaf)
Approved Facility	2756 (ZAR Million)	Available Facility	1050 (ZAR Million)		
Drawn amount	0.00 (ZAR Million)	Drawn amount	0.00 (ZAR Million)		

Contact Details					
Dealer		Conduit Management		Product Accountant	
Rushil Maharaj		Kuvshen Chetty		Bridgett Baker - Moonsamy	
Tel: (011) 895 5507		Tel: (011) 895 6320		Tel: (011) 895 6765	
E-mail: rushil.maharaj@absacapital.com		E-mail: kuvshen.chetty@absacapital.com		E-mail: bridgett.baker@absacapital.com	
Dealer		Conduit Management		Product Accountant	
Nicoleen Ramsunder		Deon Raju		Suren Goburdhun	
Tel: (011) 895 5507		Tel: (011) 895 7107		Tel: (011) 895 6466	
E-mail: nicoleen.ramsunder@absacapital.com		E-mail: deon.raju@absacapital.com		E-mail: suren.goburdhun@barclayscapital.com	

Disclaimer: Copyright 2010. Publisher: Absa Bank Limited. All rights reserved.

The information in this document is derived from sources which are regarded as accurate and reliable and Absa Capital, a division of Absa Bank Limited ("Absa Capital") does not guarantee the accuracy and/or completeness of said information. No responsibility for any error, omission or loss sustained by any person acting or refraining from acting as a result of this document is accepted by Absa and/or the author/s of the material. Past performance is not an indication of future performance and future returns are not guaranteed. No part hereof in any way constitutes advice or a recommendation on any decision by any party using the document relating to any of the financial products or solutions that Absa Capital offers from time to time. It is recommended that independent detailed advice (i.e. tax, accounting, legal and financial advice) be obtained in each case prior to placing any reliance or acting on the information contained in this document.

This report has been prepared for general communication and information purposes only and may not be construed as an offer to buy or sell or a solicitation of an offer to buy or sell any financial instruments referred to herein, or to participate in any particular trading strategy in any jurisdiction in relation to such financial instruments. Any additional information regarding any financial instruments and/or financial products reviewed in this report is available upon request. Any unauthorised use or disclosure of this report is prohibited. Absa and/or its subsidiaries and/or affiliates may act as bankers, arrangers and/or advisors to issuers and/or market makers in financial instruments issued by such issuers as listed in this publication. Absa Capital is an authorised Financial Services Provider.

Manager certification:

The author/s as listed in this publication certifies that no part of its/their compensation was, is or will be, either directly or indirectly, related to the information expressed in this document.

Affiliated with **BARCLAYS CAPITAL**

ABSA CAPITAL
ABSA CAPITAL, A DIVISION OF ABSA BANK LIMITED. REG. NO. 2002/019991/07
 AUTHORISED FINANCIAL SERVICES PROVIDER (BUSINESS CREDIT PROVIDER) REG. NO. 19320/10