

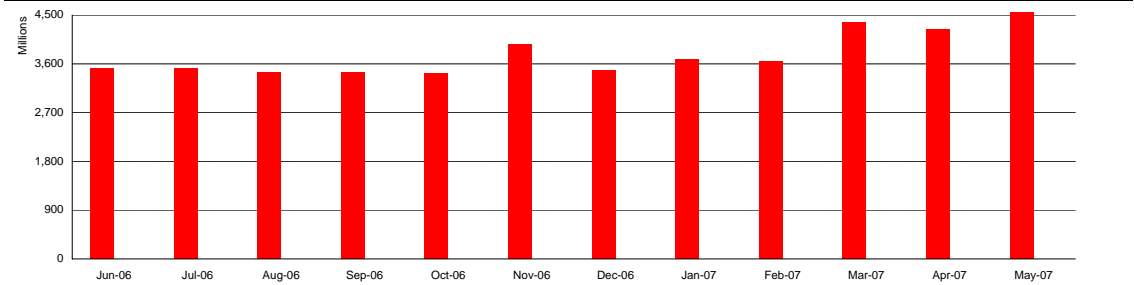


**ASSET BACKED ARBITRAGED SECURITIES (PROPRIETARY) LIMITED**  
(Incorporated with limited liability under Registration Number 2002/019991/07 in the Republic of South Africa)

**ABACAS Premier Series (Series 1)** **31 May 2007**

Commercial Paper Outstanding										
Stock Code	Certificate Number	Fitch Rating	Issue Date	Maturity Date	Days to Maturity	Issue Price	Face Value	Weighting		
ABA171	S1 / CP00171	F1+(zaf)	7-Mar-2007	21-Jun-2007	21	500,000,000	513,375,000	11.08%		
ABA172	S1 / CP00172	F1+(zaf)	9-Mar-2007	11-Jun-2007	11	200,000,000	204,715,000	4.42%		
ABA173	S1 / CP00173	F1+(zaf)	12-Mar-2007	11-Jun-2007	11	165,000,000	168,766,000	3.64%		
ABA174	S1 / CP00174	F1+(zaf)	15-Mar-2007	15-Jun-2007	15	23,049,865	23,584,000	0.51%		
ABA175	S1 / CP00175	F1+(zaf)	22-Mar-2007	21-Jun-2007	21	30,000,000	30,689,000	0.66%		
ABA176	S1 / CP00176	F1+(zaf)	2-Apr-2007	2-Jul-2007	32	120,000,000	122,775,000	2.65%		
ABA177	S1 / CP00177	F1+(zaf)	19-Apr-2007	19-Jul-2007	49	73,262,689	74,950,000	1.62%		
ABA178	S1 / CP00178	F1+(zaf)	23-Apr-2007	23-Jul-2007	53	748,000,000	765,229,000	16.51%		
ABA179	S1 / CP00179	F1+(zaf)	25-Apr-2007	25-Jul-2007	55	250,000,000	255,770,000	5.52%		
ABA180	S1 / CP00180	F1+(zaf)	2-May-2007	1-Aug-2007	62	409,000,000	418,454,000	9.03%		
ABA181	S1 / CP00181	F1+(zaf)	15-May-2007	15-Aug-2007	76	462,000,000	472,804,000	10.20%		
ABA182	S1 / CP00182	F1+(zaf)	21-May-2007	21-Aug-2007	82	603,705,534	617,842,000	13.33%		
ABA183	S1 / CP00183	F1+(zaf)	22-May-2007	22-Aug-2007	83	145,000,000	148,404,000	3.20%		
ABA184	S1 / CP00184	F1+(zaf)	25-May-2007	27-Aug-2007	88	339,000,000	347,163,000	7.49%		
ABA186	S1 / CP00186	F1+(zaf)	29-May-2007	28-Jun-2007	28	466,300,000	469,835,000	10.14%		
<b>Total CP Outstanding</b>					<b>53.2 days</b>	<b>4,534,318,088</b>	<b>4,634,355,000</b>	<b>100.00%</b>		

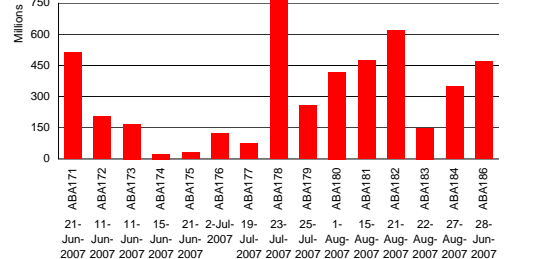
**Face Value of Outstanding CP**



**Upcoming CP Maturities**

Code	Maturity Date	Face Value	Days to Maturity
ABA171	21-Jun-2007	513,375,000	21
ABA172	11-Jun-2007	204,715,000	11
ABA173	11-Jun-2007	168,766,000	11
ABA174	15-Jun-2007	23,584,000	15
ABA175	21-Jun-2007	30,689,000	21
ABA176	2-Jul-2007	122,775,000	32
ABA177	19-Jul-2007	74,950,000	49
ABA178	23-Jul-2007	765,229,000	53
ABA179	25-Jul-2007	255,770,000	55
ABA180	1-Aug-2007	418,454,000	62
ABA181	15-Aug-2007	472,804,000	76
ABA182	21-Aug-2007	617,842,000	82
ABA183	22-Aug-2007	148,404,000	83
ABA184	27-Aug-2007	347,163,000	88
ABA186	28-Jun-2007	469,835,000	28

**ABACAS Series 1 Roll Dates**



**Weighted Average Tenure of Outstanding CP** **4,634,355,000** **53.2 days**


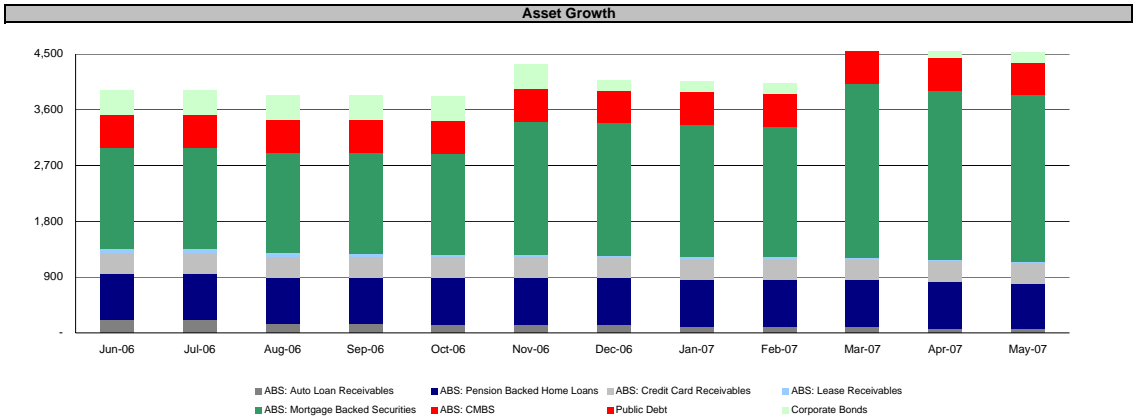
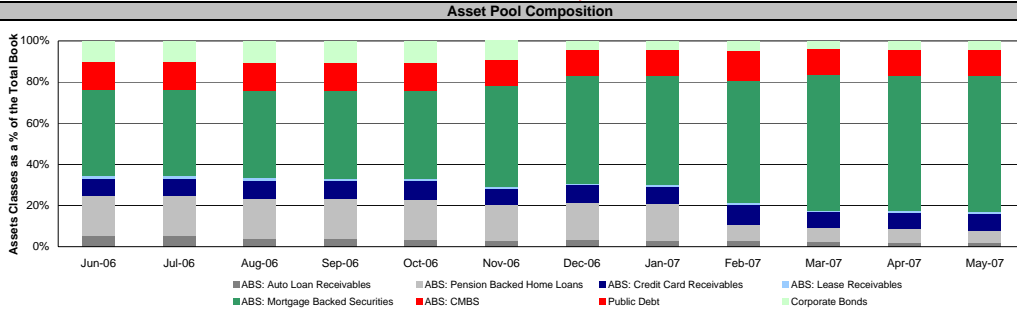
**Underlying Assets**

Code	Asset	Issue	WAL	Maturity	WAL	Benchmark	Rating	Nominal Value	Weighting
<b>ABS: Lease Receivables</b>									
FIN1A	Fintech	19-Nov-2002		25-Aug-2007	0.24	3M Jibar	Aaa.za	23,049,864	0.51%
<b>ABS: Residential Mortgage Backed Securities</b>									
PRV2A1	Private Mortgages	20-Nov-2003		15-Nov-2007	0.46	3M Jibar	Aaa.za	462,000,000	10.19%
THE2A	Thekwini 2	21-Nov-2002		17-Oct-2007	0.38	3M Jibar	Aaa.za	60,282,482	1.33%
THE4A	Thekwini 4	11-Jun-2004		17-Feb-2008	0.72	3M Jibar	Aaa.za	143,423,052	3.16%
THE5A	Thekwini 5	21-Feb-2005		03-Sep-2008	1.26	3M Jibar	Aaa.za	400,000,000	8.82%
SHLA2	Sanlam Home Loans 103	01-Nov-2005		22-Oct-2010	3.40	3M Jibar	AAA(zaf)	169,000,000	3.73%
SHLA3	Sanlam Home Loans 103	01-Nov-2005		22-Oct-2010	3.40	3M Jibar	AAA(zaf)	36,000,000	0.79%
SHLA6	Sanlam Home Loans 103	03-May-2006		22-Oct-2012	5.40	3M Jibar	AAA(zaf)	26,000,000	0.57%
SHLB1	Sanlam Home Loans 103	01-Nov-2005		22-Oct-2008	1.40	3M Jibar	AA(zaf)	11,000,000	0.24%
SHLB2	Sanlam Home Loans 103	01-Nov-2005		22-Oct-2010	3.40	3M Jibar	AA(zaf)	14,000,000	0.31%
SHLB3	Sanlam Home Loans 103	03-May-2006		22-Oct-2008	1.40	3M Jibar	AA(zaf)	15,000,000	0.33%
SHLB4	Sanlam Home Loans 103	03-May-2006		22-Oct-2010	3.40	3M Jibar	AA(zaf)	18,000,000	0.40%
SHLB5	Sanlam Home Loans 103	03-May-2006		22-Oct-2012	5.40	3M Jibar	AA(zaf)	6,000,000	0.13%
SHLA8	Sanlam Home Loans 103	01-Nov-2006		22-Oct-2010	3.40	3M Jibar	AAA(zaf)	151,000,000	3.33%
SHLA9	Sanlam Home Loans 103	01-Nov-2006		22-Oct-2012	5.40	3M Jibar	AAA(zaf)	209,000,000	4.61%
SHLB6	Sanlam Home Loans 103	01-Nov-2006		22-Oct-2008	1.40	3M Jibar	AA(zaf)	30,000,000	0.66%
SHLB7	Sanlam Home Loans 103	01-Nov-2006		22-Oct-2010	3.40	3M Jibar	AA(zaf)	39,000,000	0.86%
SHLB8	Sanlam Home Loans 103	01-Nov-2006		22-Oct-2012	5.40	3M Jibar	AA(zaf)	24,000,000	0.53%
NQF1A2	Nqaba Finance 1	31-May-2006		22-May-2011	3.98	3M Jibar	AAA(zaf)	51,000,000	1.12%
NQF1A3	Nqaba Finance 1	31-May-2006		22-May-2011	3.98	3M Jibar	AAA(zaf)	34,000,000	0.75%
NQF1B1	Nqaba Finance 1	31-May-2006		22-May-2009	1.98	3M Jibar	AA(zaf)	28,000,000	0.62%
NQF1B2	Nqaba Finance 1	31-May-2006		22-May-2011	3.98	3M Jibar	AA(zaf)	32,000,000	0.71%
BLG2B	Blue Granite	19-Jun-2006		21-Jun-2011	4.06	3M Jibar	AA(zaf)	30,000,000	0.66%
1BG4A2	Blue Granite	07-Mar-2007		21-Mar-2012	4.81	3M Jibar	AAA(zaf)	358,000,000	7.90%
1BG4B	Blue Granite	07-Mar-2007		21-Mar-2012	4.81	3M Jibar	AA(zaf)	142,000,000	3.13%
IKH1A5	Ikhaya	09-Mar-2007		09-Dec-2011	4.53	3M Jibar	AAA(zaf)	200,000,000	4.41%
<b>ABS: Commercial Mortgage Backed Securities</b>									
PRP1A2	PROPS A1	02-Nov-2004		01-Oct-2007	0.34	3M Jibar	Aaa.za	90,000,000	1.98%
PRP1B2	PROPS B2	02-Nov-2004		01-Oct-2009	2.34	3M Jibar	Aa2.za	30,000,000	0.66%
GPT1A1	Growthpoint	28-Nov-2005		01-Aug-2010	3.17	3M Jibar	AAA(zaf)	132,000,000	2.91%
GPT1A2	Growthpoint	28-Jun-2006		01-Aug-2011	4.17	3M Jibar	AAA(zaf)	156,000,000	3.44%
GPT1B2	Growthpoint	28-Jun-2006		01-Aug-2011	4.17	3M Jibar	AA-(zaf)	121,000,000	2.67%



**ASSET BACKED ARBITRAGED SECURITIES (PROPRIETARY) LIMITED**  
(Incorporated with limited liability under Registration Number 2002/019991/07 in the Republic of South Africa)

ABACAS Premier Series (Series 1)							31 May 2007	
Underlying Assets								
Code	Asset	Issue	WAL Maturity	WAL	Benchmark	Rating	Nominal Value	Weighting
<b>ABS: Credit Card Receivables</b>								
BAG2A1	Account On Us	25-Feb-2005	25-Feb-2008	0.74	3M Jibar	Aaa.za	224,000,000	4.94%
BAG3A1	Account On Us	25-Feb-2005	25-Feb-2009	1.74	3M Jibar	Aaa.za	40,000,000	0.88%
BAG4A1	Account On Us	25-Feb-2005	25-Feb-2010	2.74	3M Jibar	Aaa.za	75,000,000	1.65%
<b>ABS: Auto Loan Receivables</b>								
VAF1A3	Accelerator Fund 1	15-Sep-2005	19-Oct-2007	0.39	3M Jibar	Aaa.za	73,262,689	1.62%
<b>ABS: Provident Backed Home Loans</b>								
NBC1AU	NBC Future Guard 1A	28-May-2007	28-May-2008	0.99	3M Jibar	AAA(zaf)	466,300,000	10.28%
HFS1A1	HomePlan Financial Solutions	01-Aug-2005	26-Jul-2010	3.16	3M Jibar	AAA(zaf)	250,000,000	5.51%
<b>Floating Rate Notes</b>								
DCF03	Daimler Chrysler	11-Dec-2006	11-Jun-2008	1.03	3M Jibar	AAA(zaf)	165,000,000	3.64%
<b>Total Assets in Portfolio</b>				<b>2.50 years</b>			<b>4,534,318,087</b>	<b>100.00%</b>



Other			
Liquidity Facility Provider		Hedge Counterparty	
Name	ABSA Capital	Name	ABSA Capital
Rating	F1+(zaf)	Rating	F1+(zaf)
Available Facility	4.634 (ZAR Million)		
Drawn amount	0.00 (ZAR Million)		

Contact Details			
<b>Conduit Manager</b> Kuveshen Chetty Tel: 011 350 8581 E-mail: kuveshenc@absa.co.za	<b>Consultant: Securitisation</b> Zenelle Stofberg Tel: 011 350 2671 E-mail: zenelles@absa.co.za	<b>Product Controller</b> Ajay Mistry Tel: 011 350 8963 E-mail: ajaym@absa.co.za	<b>Product Accountant</b> Suemeshini Ganeshen Tel: 011 350 1594 E-mail: suemeshinig@absa.co.za
<b>Dealers</b> Correy Jansen van Vuuren Tel: 011 350 2349 E-mail: correyv@absa.co.za	Owen Schultz Tel: 011 350 2393 E-mail: owen.schultz@absa.co.za		

**Disclaimer: Copyright 2007. Publisher: Absa Bank Limited. All rights reserved.**

The information in this document is derived from sources which are regarded as accurate and reliable and Absa Bank Limited ("Absa") does not guarantee the accuracy and/or completeness of said information. No responsibility for any error, omission or loss sustained by any person acting or refraining from acting as a result of this document is accepted by Absa and/or the author/s of the material. Past performance is not an indication of future performance and future returns are not guaranteed. It is recommended that independent detailed advice (i.e. tax, accounting, legal and financial advice) be obtained in each case prior to placing any reliance or acting on the information contained in this document.

This report has been prepared for general communication and information purposes only and may not be construed as an offer to buy or sell or a solicitation of an offer to buy or sell any financial instruments referred to herein, or to participate in any particular trading strategy in any jurisdiction in relation to such financial instruments. Any additional information regarding any financial instruments and/or financial products reviewed in this report is available upon request. Any unauthorised use or disclosure of this report is prohibited. Absa and/or its subsidiaries and/or affiliates may act as bankers, arrangers and/or advisors to issuers and/or market makers in financial instruments issued by such issuers as listed in this publication.

**Manager certification:**  
The author/s as listed in this publication certifies that no part of its/their compensation was, is or will be, either directly or indirectly, related to the information expressed in this document.

